

## Curved Bookcases

### General Specifications – Veneer Option

**End/Intermediate Panels:** All end and intermediate panels are un-detailed 1" nine ply hardwood plywood with premium grade "A" oak or maple veneer on both faces; exposed edges are banded with 1/8" solid oak or maple with edges and corners radiused 1/8". All panels permit shelf adjustment on 32mm increments. Intermediate panel is machined on both faces. Threaded 5/16-18 metal inserts are embedded into the top and the bottom of the starter panels to facilitate attachment brackets for mounting of the top panel and base shelf. One (1) mobile curved shelving unit is constructed of two (2) end panels and one (1) intermediate panel.

**Top:** The 60° curved top panel is 1" thick nine ply hardwood plywood with select oak or maple veneer face. The edges are banded with 1/8" solid oak or maple. The back edge of the panel is dadoed to contain the curved back panel. The top is attached with mounting brackets.


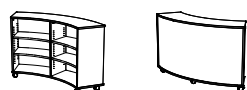
**Base:** The 60° curved base is veneer core 1" nine ply hardwood plywood with premium grade "A" oak or maple veneer; exposed edges are banded with 1/8" solid oak or maple with edges and corners radiused 1/8". The back edge of the base is dadoed to contain the curved back panel. The base is fastened to the vertical

panels with mounting brackets. 75mm locking swivel casters with thermoplastic elastomer treads are bolted to the bottom of the base using 5/16" - 18 machine bolts. Casters are located at the four corners and at the midpoint of the convex curved edge of the base.

**Adjustable Shelves:** The 30° curved adjustable shelves are veneer core 1" nine ply hardwood plywood with premium grade "A" oak or maple veneer; exposed edges are banded with 1/8" solid oak or maple with edges and corners radiused 1/8". They are bored in 4 locations on the underside to accept seismically rated shelf pins.

**Back Panel:** Curved engineered wood backs are 1/4" thick with premium grade "A" oak or maple veneer on both faces (DFT) or curved 14-gauge perforated powder coated steel panel (DFTS).


**Note:** DRIFT (DFT) models ship assembled



SINGLE-FACED, OAK VENEER CONSTRUCTION - Wood Panel Back - Ships Assembled				
Oak	Model Number	Description	Wt	List Price
Concave Shelving (Shelves on Inner Curve)				
	DFT-3018V-O-MOB	18"D x 72"W x 30"H, Oak, 1 adj. shelves on Inner Curve		\$3,991
	DFT-3618V-O-MOB	18"D x 72"W x 36"H, Oak, 2 adj. shelves on Inner Curve		\$4,695
	DFT-4218V-O-MOB	18"D x 72"W x 42"H, Oak, 4 adj. shelves on Inner Curve	100	\$5,395
	DFT-4818V-O-MOB	18"D x 72"W x 48"H, Oak, 4 adj. shelves on Inner Curve	128	\$5,395
Convex Shelving (Shelves on Outer Curve)				
	DFT-3018X-O-MOB	18"D x 72"W x 30"H, Oak, 1 adj. shelves on Outer Curve		\$3,991
	DFT-3618X-O-MOB	18"D x 72"W x 36"H, Oak, 2 adj. shelves on Outer Curve		\$4,695
	DFT-4218X-O-MOB	18"D x 72"W x 42"H, Oak, 4 adj. shelves on Outer Curve	100	\$5,395
	DFT-4818X-O-MOB	18"D x 72"W x 48"H, Oak, 4 adj. shelves on Outer Curve	128	\$5,395
Concave Shelving (Shelves on Inner Curve) with Handles and Connecting magnets				
	DFTH-3018V-O-MOB	18"D x 72"W x 30"H, Oak, 1 adj. shelves on Inner Curve		\$4,172
	DFTH-3618V-O-MOB	18"D x 72"W x 36"H, Oak, 2 adj. shelves on Inner Curve		\$4,876
	DFTH-4218V-O-MOB	18"D x 72"W x 42"H, Oak, 4 adj. shelves on Inner Curve	100	\$5,576
	DFTH-4818V-O-MOB	18"D x 72"W x 48"H, Oak, 4 adj. shelves on Inner Curve	128	\$5,576
Convex Shelving (Shelves on Outer Curve) with Handles and Connecting magnets				
	DFTH-3018X-O-MOB	18"D x 72"W x 30"H, Oak, 1 adj. shelves on Outer Curve		\$4,172
	DFTH-3618X-O-MOB	18"D x 72"W x 36"H, Oak, 2 adj. shelves on Outer Curve		\$4,876
	DFTH-4218X-O-MOB	18"D x 72"W x 42"H, Oak, 4 adj. shelves on Outer Curve	100	\$5,576
	DFTH-4818X-O-MOB	18"D x 72"W x 48"H, Oak, 4 adj. shelves on Outer Curve	128	\$5,576
SINGLE-FACED, OAK VENEER CONSTRUCTION - Perforated Metal Panel Back - Ships Assembled				
Oak	Model Number	Description	Wt	List Price
Concave Shelving (Shelves on Inner Curve)				
	DFTS-3018V-O-MOB	18"D x 72"W x 30"H, Oak, 1 adj. shelves on Inner Curve		\$3,265
	DFTS-3618V-O-MOB	18"D x 72"W x 36"H, Oak, 2 adj. shelves on Inner Curve		\$3,840
	DFTS-4218V-O-MOB	18"D x 72"W x 42"H, Oak, 4 adj. shelves on Inner Curve	100	\$4,099
	DFTS-4818V-O-MOB	18"D x 72"W x 48"H, Oak, 4 adj. shelves on Inner Curve	128	\$4,099
Convex Shelving (Shelves on Outer Curve)				
	DFTS-3018X-O-MOB	18"D x 72"W x 30"H, Oak, 1 adj. shelves on Outer Curve		\$3,265
	DFTS-3618X-O-MOB	18"D x 72"W x 36"H, Oak, 2 adj. shelves on Outer Curve		\$3,840
	DFTS-4218X-O-MOB	18"D x 72"W x 42"H, Oak, 4 adj. shelves on Outer Curve	100	\$4,099
	DFTS-4818X-O-MOB	18"D x 72"W x 48"H, Oak, 4 adj. shelves on Outer Curve	128	\$4,099

18"D DRIFT Bookcases with connecting magnets are designed to connect with other 18"D DRIFT units only.  
24"D DRIFT Bookcases with connecting magnets are designed to connect with other 24"D DRIFT units only.


## Curved Bookcases



Concave Shelving (Shelves on Inner Curve) with Handles and Connecting magnets				
DFTSH-3018V-O-MOB	18"D x 72"W x 30"H, Oak, 1 adj. shelves on Inner Curve			\$3,457
DFTSH-3618V-O-MOB	18"D x 72"W x 36"H, Oak, 2 adj. shelves on Inner Curve			\$4,033
DFTSH-4218V-O-MOB	18"D x 72"W x 42"H, Oak, 4 adj. shelves on Inner Curve	100		\$4,292
DFTSH-4818V-O-MOB	18"D x 72"W x 48"H, Oak, 4 adj. shelves on Inner Curve	128		\$4,292
Convex Shelving (Shelves on Outer Curve) with Handles and Connecting magnets				
DFTSH-3018X-O-MOB	18"D x 72"W x 30"H, Oak, 1 adj. shelves on Outer Curve			\$3,457
DFTSH-3618X-O-MOB	18"D x 72"W x 36"H, Oak, 2 adj. shelves on Outer Curve			\$4,033
DFTSH-4218X-O-MOB	18"D x 72"W x 42"H, Oak, 4 adj. shelves on Outer Curve	100		\$4,292
DFTSH-4818X-O-MOB	18"D x 72"W x 48"H, Oak, 4 adj. shelves on Outer Curve	128		\$4,292

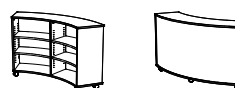
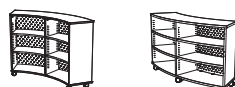
DOUBLE-FACED, OAK VENEER CONSTRUCTION - Perforated Metal Back Panel - Ships Assembled				
Oak	Model Number	Description	Wt	List Price
Double-Faced (Shelves on Both Sides)				
	DFTS-3024D-O-MOB	24"D x 67"W x 30"H, Oak, 1 adj. shelves on each side		\$3,818
	DFTS-3624D-O-MOB	24"D x 67"W x 36"H, Oak, 2 adj. shelves on each side		\$4,491
	DFTS-4224D-O-MOB	24"D x 67"W x 42"H, Oak, 4 adj. shelves on each side	130	\$5,411
	DFTS-4824D-O-MOB	24"D x 67"W x 48"H, Oak, 4 adj. shelves on each side	167	\$5,411
Double-Faced (Shelves on Both Sides) with Handles and Connecting magnets				
	DFTSH-3024D-O-MOB	24"D x 67"W x 30"H, Oak, 1 adj. shelves on each side		\$3,973
	DFTSH-3624D-O-MOB	24"D x 67"W x 36"H, Oak, 2 adj. shelves on each side		\$4,675
	DFTSH-4224D-O-MOB	24"D x 67"W x 42"H, Oak, 4 adj. shelves on each side	130	\$5,586
	DFTSH-4824D-O-MOB	24"D x 67"W x 48"H, Oak, 4 adj. shelves on each side	167	\$5,586

SINGLE-FACED, MAPLE VENEER CONSTRUCTION - Wood Panel Back - Ships Assembled				
Maple	Model Number	Description	Wt	List Price
Concave Shelving (Shelves on Inner Curve)				
	DFT-3018V-M-MOB	18"D x 72"W x 30"H, Maple, 1 adj. shelves on Inner Curve		\$4,202
	DFT-3618V-M-MOB	18"D x 72"W x 36"H, Maple, 2 adj. shelves on Inner Curve		\$4,943
	DFT-4218V-M-MOB	18"D x 72"W x 42"H, Maple, 4 adj. shelves on Inner Curve	100	\$5,655
	DFT-4818V-M-MOB	18"D x 72"W x 48"H, Maple, 4 adj. shelves on Inner Curve	128	\$5,655
Convex Shelving (Shelves on Outer Curve)				
	DFT-3018X-M-MOB	18"D x 72"W x 30"H, Maple, 1 adj. shelves on Outer Curve		\$4,202
	DFT-3618X-M-MOB	18"D x 72"W x 36"H, Maple, 2 adj. shelves on Outer Curve		\$4,943
	DFT-4218X-M-MOB	18"D x 72"W x 42"H, Maple, 4 adj. shelves on Outer Curve	100	\$5,655
	DFT-4818X-M-MOB	18"D x 72"W x 48"H, Maple, 4 adj. shelves on Outer Curve	128	\$5,655



Concave Shelving (Shelves on Inner Curve) with Handles and Connecting magnets				
DFTH-3018V-M-MOB	18"D x 72"W x 30"H, Maple, 1 adj. shelves on Inner Curve			\$4,378
DFTH-3618V-M-MOB	18"D x 72"W x 36"H, Maple, 2 adj. shelves on Inner Curve			\$5,119
DFTH-4218V-M-MOB	18"D x 72"W x 42"H, Maple, 4 adj. shelves on Inner Curve	100		\$5,832
DFTH-4818V-M-MOB	18"D x 72"W x 48"H, Maple, 4 adj. shelves on Inner Curve	128		\$5,832
Convex Shelving (Shelves on Outer Curve) with Handles and Connecting magnets				
DFTH-3018X-M-MOB	18"D x 72"W x 30"H, Maple, 1 adj. shelves on Outer Curve			\$4,378
DFTH-3618X-M-MOB	18"D x 72"W x 36"H, Maple, 2 adj. shelves on Outer Curve			\$5,119
DFTH-4218X-M-MOB	18"D x 72"W x 42"H, Maple, 4 adj. shelves on Outer Curve	100		\$5,832
DFTH-4818X-M-MOB	18"D x 72"W x 48"H, Maple, 4 adj. shelves on Outer Curve	128		\$5,832

**Required to order:** Model # including options if applicable.  
 • veneer selection and finish  
 • powdercoat selection (if applicable)



### SINGLE-FACED, MAPLE VENEER CONSTRUCTION - Perforated Metal Panel Back - Ships Assembled

Maple	Model Number	Description	Wt	List Price
Concave Shelving (Shelves on Inner Curve)				
	DFTS-3018V-M-MOB	18"D x 72"W x 30"H, Maple, 1 adj. shelves on Inner Curve		\$3,437
	DFTS-3618V-M-MOB	18"D x 72"W x 36"H, Maple, 2 adj. shelves on Inner Curve		\$4,044
	DFTS-4218V-M-MOB	18"D x 72"W x 42"H, Maple, 4 adj. shelves on Inner Curve	100	\$4,307
	DFTS-4818V-M-MOB	18"D x 72"W x 48"H, Maple, 4 adj. shelves on Inner Curve	128	\$4,307
Convex Shelving (Shelves on Outer Curve)				
	DFTS-3018X-M-MOB	18"D x 72"W x 30"H, Maple, 1 adj. shelves on Outer Curve		\$3,437
	DFTS-3618X-M-MOB	18"D x 72"W x 36"H, Maple, 2 adj. shelves on Outer Curve		\$4,044
	DFTS-4218X-M-MOB	18"D x 72"W x 42"H, Maple, 4 adj. shelves on Outer Curve	100	\$4,307
	DFTS-4818X-M-MOB	18"D x 72"W x 48"H, Maple, 4 adj. shelves on Outer Curve	128	\$4,307

### Concave Shelving (Shelves on Inner Curve) with Handles and Connecting magnets

	DFTSH-3018V-M-MOB	18"D x 72"W x 30"H, Maple, 1 adj. shelves on Inner Curve		\$3,613
	DFTSH-3618V-M-MOB	18"D x 72"W x 36"H, Maple, 2 adj. shelves on Inner Curve		\$4,219
	DFTSH-4218V-M-MOB	18"D x 72"W x 42"H, Maple, 4 adj. shelves on Inner Curve	100	\$4,483
	DFTSH-4818V-M-MOB	18"D x 72"W x 48"H, Maple, 4 adj. shelves on Inner Curve	128	\$4,483

### Convex Shelving (Shelves on Outer Curve) with Handles and Connecting magnets

	DFTSH-3018X-M-MOB	18"D x 72"W x 30"H, Maple, 1 adj. shelves on Outer Curve		\$3,613
	DFTSH-3618X-M-MOB	18"D x 72"W x 36"H, Maple, 2 adj. shelves on Outer Curve		\$4,219
	DFTSH-4218X-M-MOB	18"D x 72"W x 42"H, Maple, 4 adj. shelves on Outer Curve	100	\$4,483
	DFTSH-4818X-M-MOB	18"D x 72"W x 48"H, Maple, 4 adj. shelves on Outer Curve	128	\$4,483

### BUMP OUTS FOR SINGLE-FACED DRIFT SHELVING

Model Number	Description	Wgt.	List Price
DFT-CSBV-6	Shelf Bump Out for Concave Drift Curved Shelving		\$75
DFT-CSBX-6	Shelf Bump Out for Convex Drift Curved Shelving		\$75

### DOUBLE-FACED, MAPLE VENEER CONSTRUCTION - Perforated Metal Back - Ships Assembled

Maple	Model Number	Description	Wt	List Price
Double-Faced (Shelves on Both Sides)				
	DFTS-3024D-M-MOB	24"D x 67"W x 30"H, Maple, 1 adj. shelves on each side	110	\$4,014
	DFTS-3624D-M-MOB	24"D x 67"W x 36"H, Maple, 2 adj. shelves on each side	120	\$4,722
	DFTS-4224D-M-MOB	24"D x 67"W x 42"H, Maple, 4 adj. shelves on each side	130	\$5,672
	DFTS-4824D-M-MOB	24"D x 67"W x 48"H, Maple, 4 adj. shelves on each side	167	\$5,672

### Double-Faced (Shelves on Both Sides) with Handles and Connecting magnets

	DFTSH-3024D-M-MOB	24"D x 67"W x 30"H, Maple, 1 adj. shelves on each side	110	\$4,176
	DFTSH-3624D-M-MOB	24"D x 67"W x 36"H, Maple, 2 adj. shelves on each side	120	\$4,914
	DFTSH-4224D-M-MOB	24"D x 67"W x 42"H, Maple, 4 adj. shelves on each side	130	\$5,848
	DFTSH-4824D-M-MOB	24"D x 67"W x 48"H, Maple, 4 adj. shelves on each side	167	\$5,848

### Set Up Charges and Upcharges for Non-Standard and Custom Finishes

Model Number	Description	List Price
Group 2 Powder Coat	Set up charge, per color, per order, for Group 2 Powder Coat	\$329
Custom Finish	Upcharge for custom stain finish	\$640
Non-Standard Stain	Upcharge for non-standard stains already matched	\$283
Sprayon Finish	Upcharge, per color, per order, for Sprayon finish	\$329

18"D DRIFT Bookcases with connecting magnets are designed to connect with other 18"D DRIFT units only.  
 24"D DRIFT Bookcases with connecting magnets are designed to connect with other 24"D DRIFT units only.  
 Prices and specifications subject to change without notice

**Required to order:** Model # including options if applicable.  
 • HPL selection  
 • PVC selection  
 • powdercoat selection

P-CURVDRIFT-240114

## Curved Bookcases

### General Specifications – High Pressure Laminate (HPL) Option

**End/Intermediate Panels:** All end and intermediate panels are un-detailed 1" engineered wood with high pressure laminate on both faces; exposed edges are banded with 3mm PVC with edges and corners radiused 1/8". All panels permit shelf adjustment on 32mm increments. Intermediate panel is machined on both faces. Threaded 5/16-18 metal inserts are embedded into the top and the bottom of the starter panels to facilitate attachment brackets for mounting of the top panel and base shelf. One (1) mobile curved shelving unit is constructed of two (2) end panels and one (1) intermediate panel.

**Top:** The 60° curved top panel is 1" thick engineered with high pressure laminate faces. The edges are banded with 3mm PVC. The back edge of the panel is dadoed to contain the curved back panel. The top is attached with mounting brackets.

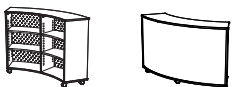
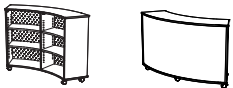
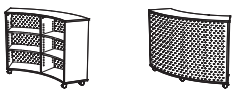
**Base:** The 60° curved base is 1" thick engineered wood with a high pressure laminate face and a .030 phenolic backer; exposed edges are banded with 3mm PVC with edges and corners radiused 1/8". The back edge of the base is dadoed

to contain the curved back panel. The base is fastened to the vertical panels with mounting brackets. 75mm locking swivel casters with thermoplastic elastomer treads are bolted to the bottom of the base using 5/16" - 18 machine bolts. Casters are located at the four corners and at the midpoint of the convex curved edge of the base.

**Adjustable Shelves:** The 30° curved adjustable shelves are veneer core 1" nine ply hardwood plywood with high pressure laminate faces; exposed edges are banded with 3mm PVC with edges and corners radiused 1/8". They are bored in 4 locations on the underside to accept seismically rated shelf pins.

**Back Panel:** Engineered wood backs are 1/4" thick with high pressure laminate on both faces (DFT) or curved 14-gauge perforated powder coated steel panel (DFTS).

**Note:** DRIFT (DFT) models ship assembled



SINGLE-FACED, HIGH PRESSURE LAMINATE CONSTRUCTION - Laminate Back Panel - Ships Assembled				
High Pressure Laminate	Model Number	Description	Wgt.	List Price
Concave Shelving (Shelves on Inner Curve)				
	DFT-3018V-L-MOB	18"D x 72"W x 30"H, HPL, 1 adj. shelves on Inner Curve	110	\$3,953
	DFT-3618V-L-MOB	18"D x 72"W x 36"H, HPL, 2 adj. shelves on Inner Curve	120	\$4,650
	DFT-4218V-L-MOB	18"D x 72"W x 42"H, HPL, 4 adj. shelves on Inner Curve	139	\$4,746
	DFT-4818V-L-MOB	18"D x 72"W x 48"H, HPL, 4 adj. shelves on Inner Curve	148	\$4,746
Convex Shelving (Shelves on Outer Curve)				
	DFT-3018X-L-MOB	18"D x 72"W x 30"H, HPL, 1 adj. shelves on Outer Curve	110	\$3,953
	DFT-3618X-L-MOB	18"D x 72"W x 36"H, HPL, 2 adj. shelves on Outer Curve	120	\$4,650
	DFT-4218X-L-MOB	18"D x 72"W x 42"H, HPL, 4 adj. shelves on Outer Curve	139	\$4,746
	DFT-4818X-L-MOB	18"D x 72"W x 48"H, HPL, 4 adj. shelves on Outer Curve	148	\$4,746
Concave Shelving (Shelves on Inner Curve) with Handles and Connecting Magnets				
	DFTH-3018V-L-MOB	18"D x 72"W x 30"H, HPL, 1 adj. shelves on Inner Curve	115	\$4,131
	DFTH-3618V-L-MOB	18"D x 72"W x 36"H, HPL, 2 adj. shelves on Inner Curve	125	\$4,828
	DFTH-4218V-L-MOB	18"D x 72"W x 42"H, HPL, 4 adj. shelves on Inner Curve	144	\$4,924
	DFTH-4818V-L-MOB	18"D x 72"W x 48"H, HPL, 4 adj. shelves on Inner Curve	153	\$4,924
Convex Shelving (Shelves on Outer Curve) with Handles and Connecting Magnets				
	DFTH-3018X-L-MOB	18"D x 72"W x 30"H, HPL, 1 adj. shelves on Outer Curve	115	\$4,131
	DFTH-3618X-L-MOB	18"D x 72"W x 36"H, HPL, 2 adj. shelves on Outer Curve	125	\$4,828
	DFTH-4218X-L-MOB	18"D x 72"W x 42"H, HPL, 4 adj. shelves on Outer Curve	144	\$4,924
	DFTH-4818X-L-MOB	18"D x 72"W x 48"H, HPL, 4 adj. shelves on Outer Curve	153	\$4,924
SINGLE-FACED, HIGH PRESSURE LAMINATE CONSTRUCTION - Perforated Metal Back Panel - Ship Assembled				
High Pressure Laminate	Model Number	Description	Wgt.	List Price
Concave Shelving (Shelves on Inner Curve)				
	DFTS-60-3018V-L-MOB	18"D x 60"W x 30"H, HPL, 1 adj. shelves on Inner Curve	80	\$2,605
	DFTS-60-3618V-L-MOB	18"D x 60"W x 36"H, HPL, 2 adj. shelves on Inner Curve	85	\$3,064
	DFTS-60-4218V-L-MOB	18"D x 60"W x 42"H, HPL, 4 adj. shelves on Inner Curve	90	\$3,184
	DFTS-60-4818V-L-MOB	18"D x 60"W x 48"H, HPL, 4 adj. shelves on Inner Curve	123	\$3,184
	DFTS-3018V-L-MOB	18"D x 72"W x 30"H, HPL, 1 adj. shelves on Inner Curve	85	\$2,894
	DFTS-3618V-L-MOB	18"D x 72"W x 36"H, HPL, 2 adj. shelves on Inner Curve	90	\$3,405
	DFTS-4218V-L-MOB	18"D x 72"W x 42"H, HPL, 4 adj. shelves on Inner Curve	100	\$3,537
	DFTS-4818V-L-MOB	18"D x 72"W x 48"H, HPL, 4 adj. shelves on Inner Curve	128	\$3,537

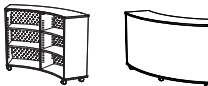
**Required to order:** Model # including options if applicable.

- HPL selection
- PVC selection
- powdercoat selection

## Curved Bookcases



Convex Shelving (Shelves on Outer Curve)				
DFTS-60-3018X-L-MOB	18"D x 60"W x 30"H, HPL, 1 adj. shelves on Outer Curve	80	\$2,605	
DFTS-60-3618X-L-MOB	18"D x 60"W x 36"H, HPL, 2 adj. shelves on Outer Curve	85	\$3,064	
DFTS-60-4218X-L-MOB	18"D x 60"W x 42"H, HPL, 4 adj. shelves on Outer Curve	90	\$3,184	
DFTS-60-4818X-L-MOB	18"D x 60"W x 48"H, HPL, 4 adj. shelves on Outer Curve	123	\$3,184	
DFTS-3018X-L-MOB	18"D x 72"W x 30"H, HPL, 1 adj. shelves on Outer Curve	85	\$2,894	
DFTS-3618X-L-MOB	18"D x 72"W x 36"H, HPL, 2 adj. shelves on Outer Curve	90	\$3,405	
DFTS-4218X-L-MOB	18"D x 72"W x 42"H, HPL, 4 adj. shelves on Outer Curve	100	\$3,537	
DFTS-4818X-L-MOB	18"D x 72"W x 48"H, HPL, 4 adj. shelves on Outer Curve	128	\$3,537	



Concave Shelving (Shelves on Inner Curve) with Handles and Connecting Magnets				
DFTSH-60-3018V-L-MOB	18"D x 60"W x 30"H, HPL, 1 adj. shelves on Inner Curve	80	\$2,733	
DFTSH-60-3618V-L-MOB	18"D x 60"W x 36"H, HPL, 2 adj. shelves on Inner Curve	85	\$3,187	
DFTSH-60-4218V-L-MOB	18"D x 60"W x 42"H, HPL, 4 adj. shelves on Inner Curve	95	\$3,306	
DFTSH-60-4818V-L-MOB	18"D x 60"W x 48"H, HPL, 4 adj. shelves on Inner Curve	123	\$3,306	
DFTSH-3018V-L-MOB	18"D x 72"W x 30"H, HPL, 1 adj. shelves on Inner Curve	90	\$3,068	
DFTSH-3618V-L-MOB	18"D x 72"W x 36"H, HPL, 2 adj. shelves on Inner Curve	95	\$3,578	
DFTSH-4218V-L-MOB	18"D x 72"W x 42"H, HPL, 4 adj. shelves on Inner Curve	105	\$3,711	
DFTSH-4818V-L-MOB	18"D x 72"W x 48"H, HPL, 4 adj. shelves on Inner Curve	133	\$3,711	



Convex Shelving (Shelves on Outer Curve) with Handles and Connecting Magnets				
DFTSH-60-3018X-L-MOB	18"D x 60"W x 30"H, HPL, 1 adj. shelves on Outer Curve	80	\$2,733	
DFTSH-60-3618X-L-MOB	18"D x 60"W x 36"H, HPL, 2 adj. shelves on Outer Curve	85	\$3,187	
DFTSH-60-4218X-L-MOB	18"D x 60"W x 42"H, HPL, 4 adj. shelves on Outer Curve	95	\$3,306	
DFTSH-60-4818X-L-MOB	18"D x 60"W x 48"H, HPL, 4 adj. shelves on Outer Curve	123	\$3,306	
DFTSH-3018X-L-MOB	18"D x 72"W x 30"H, HPL, 1 adj. shelves on Outer Curve	90	\$3,068	
DFTSH-3618X-L-MOB	18"D x 72"W x 36"H, HPL, 2 adj. shelves on Outer Curve	95	\$3,578	
DFTSH-4218X-L-MOB	18"D x 72"W x 42"H, HPL, 4 adj. shelves on Outer Curve	105	\$3,711	
DFTSH-4818X-L-MOB	18"D x 72"W x 48"H, HPL, 4 adj. shelves on Outer Curve	133	\$3,711	

### BUMP OUTS FOR SINGLE-FACED DRIFT SHELVING

Model Number	Description	Wgt.	List Price
DFT-CSBV-6	Shelf Bump Out for Concave Drift Curved Shelving	3	\$75
DFT-CSBX-6	Shelf Bump Out for Convex Drift Curved Shelving	3	\$75

### DOUBLE FACED, HIGH PRESSURE LAMINATE CONSTRUCTION - Perforated Metal Back Panel - Ships Assembled

High Pressure Laminate	Model Number	Description	Wgt.	List Price
Double-Faced (Shelves on Both Sides)				
	DFTS-3024D-L-MOB	24"D x 67"W x 30"H, HPL, 1 adj. shelves on each side	110	\$3,131
	DFTS-3624D-L-MOB	24"D x 67"W x 36"H, HPL, 2 adj. shelves on each side	120	\$3,683
	DFTS-4224D-L-MOB	24"D x 67"W x 42"H, HPL, 4 adj. shelves on each side	130	\$4,427
	DFTS-4824D-L-MOB	24"D x 67"W x 48"H, HPL, 4 adj. shelves on each side	167	\$4,440
Double-Faced (Shelves on Both Sides) with Handles and Connecting Magnets				
	DFTSH-3024D-L-MOB	24"D x 67"W x 30"H, HPL, 1 adj. shelves on each side	110	\$3,257
	DFTSH-3624D-L-MOB	24"D x 67"W x 36"H, HPL, 2 adj. shelves on each side	120	\$3,833
	DFTSH-4224D-L-MOB	24"D x 67"W x 42"H, HPL, 4 adj. shelves on each side	130	\$4,602
	DFTSH-4824D-L-MOB	24"D x 67"W x 48"H, HPL, 4 adj. shelves on each side	167	\$4,615

### Set Up Charges and Upcharges for Non-Standard and Custom Finishes

Model Number	Description	List Price
Group 2 Powder Coat	Set up charge, per color, per order, for Group 2 Powder Coat	\$329
Non-Standard PVC	Upcharge, per color, per order, for non-standard PVC	\$911

Required to order: Model # including options if applicable.

Prices and specifications subject to change without notice.  
 • HPL selection  
 • PVC selection  
 • powdercoat selection

P-CURVDRIFT-240114

## Curved Bookcases

### General Specifications – Melamine (TFL) Option

**End/Intermediate Panels:** All end and intermediate panels are un-detailed 1" engineered wood with melamine on both faces; exposed edges are banded with 3mm PVC with edges and corners radiused 1/8". All panels permit shelf adjustment on 32mm increments. Intermediate panel is machined on both faces. Threaded 5/16-18 metal inserts are embedded into the top and the bottom of the starter panels to facilitate attachment brackets for mounting of the top panel and base shelf. One (1) mobile curved shelving unit is constructed of two (2) end panels and one (1) intermediate panel.

**Top:** The 60° curved top panel is 1" thick engineered with melamine faces. The edges are banded with 3mm PVC. The back edge of the panel is dadoed to contain the curved back panel. The top is attached with mounting brackets.

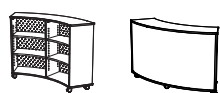
**Base:** The 60° curved base is 1" thick engineered wood with melamine face and a .030 phenolic backer; exposed edges are banded with 3mm PVC with edges and

corners radiused 1/8". The back edge of the base is dadoed to contain the curved back panel. The base is fastened to the vertical panels with mounting brackets. Five (5) 75mm locking swivel casters with thermoplastic elastomer treads are bolted to the bottom of the base using 5/16" - 18 machine bolts. Casters are located at the four corners and at the midpoint of the convex curved edge of the base.

**Adjustable Shelves:** The 30° curved adjustable shelves are 1" thick engineered wood core with melamine faces; exposed edges are banded with 3mm PVC with edges and corners radiused 1/8". They are bored in 4 locations on the underside to accept seismically rated shelf pins.

**Curved Back Panel:** Curved 14-gauge perforated powder coated steel panel (DFTS).

**Note:** DRIFT models ship assembled

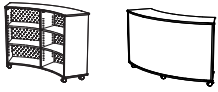


SINGLE-FACED, MELAMINE CONSTRUCTION - Perforated Metal Back Panel - Ship Assembled				
Melamine (TFL)	Model Number	Description	Wt	List Price
Concave Shelving (Shelves on Inner Curve)				
	DFTS-60-3018V-T-MOB	18"D x 60"W x 30"H, TFL, 1 adj. shelves on Inner Curve	80	\$1,958
	DFTS-60-3618V-T-MOB	18"D x 60"W x 36"H, TFL, 2 adj. shelves on Inner Curve	85	\$2,305
	DFTS-60-4218V-T-MOB	18"D x 60"W x 42"H, TFL, 4 adj. shelves on Inner Curve	95	\$2,594
	DFTS-60-4818V-T-MOB	18"D x 60"W x 48"H, TFL, 4 adj. shelves on Inner Curve	123	\$2,594
	DFTS-3018V-T-MOB	18"D x 72"W x 30"H, TFL, 1 adj. shelves on Inner Curve	85	\$2,188
	DFTS-3618V-T-MOB	18"D x 72"W x 36"H, TFL, 2 adj. shelves on Inner Curve	90	\$2,573
	DFTS-4218V-T-MOB	18"D x 72"W x 42"H, TFL, 4 adj. shelves on Inner Curve	100	\$2,895
	DFTS-4818V-T-MOB	18"D x 72"W x 48"H, TFL, 4 adj. shelves on Inner Curve	128	\$2,895
Convex Shelving (Shelves on Outer Curve)				
	DFTS-60-3018X-T-MOB	18"D x 60"W x 30"H, TFL, 1 adj. shelves on Outer Curve	80	\$1,958
	DFTS-60-3618X-T-MOB	18"D x 60"W x 36"H, TFL, 2 adj. shelves on Outer Curve	85	\$2,305
	DFTS-60-4218X-T-MOB	18"D x 60"W x 42"H, TFL, 4 adj. shelves on Outer Curve	95	\$2,594
	DFTS-60-4818X-T-MOB	18"D x 60"W x 48"H, TFL, 4 adj. shelves on Outer Curve	123	\$2,594
	DFTS-3018X-T-MOB	18"D x 72"W x 30"H, TFL, 1 adj. shelves on Outer Curve	85	\$2,188
	DFTS-3618X-T-MOB	18"D x 72"W x 36"H, TFL, 2 adj. shelves on Outer Curve	90	\$2,573
	DFTS-4218X-T-MOB	18"D x 72"W x 42"H, TFL, 4 adj. shelves on Outer Curve	100	\$2,895
	DFTS-4818X-T-MOB	18"D x 72"W x 48"H, TFL, 4 adj. shelves on Outer Curve	128	\$2,895
Concave Shelving (Shelves on Inner Curve) with Handles and Connecting Magnets				
	DFTSH-60-3018V-T-MOB	18"D x 60"W x 30"H, TFL, 1 adj. shelves on Inner Curve	80	\$2,127
	DFTSH-60-3618V-T-MOB	18"D x 60"W x 36"H, TFL, 2 adj. shelves on Inner Curve	85	\$2,473
	DFTSH-60-4218V-T-MOB	18"D x 60"W x 42"H, TFL, 4 adj. shelves on Inner Curve	95	\$2,763
	DFTSH-60-4818V-T-MOB	18"D x 60"W x 48"H, TFL, 4 adj. shelves on Inner Curve	123	\$2,763
	DFTSH-3018V-T-MOB	18"D x 72"W x 30"H, TFL, 1 adj. shelves on Inner Curve	85	\$2,363
	DFTSH-3618V-T-MOB	18"D x 72"W x 36"H, TFL, 2 adj. shelves on Inner Curve	90	\$2,748
	DFTSH-4218V-T-MOB	18"D x 72"W x 42"H, TFL, 4 adj. shelves on Inner Curve	100	\$3,070
	DFTSH-4818V-T-MOB	18"D x 72"W x 48"H, TFL, 4 adj. shelves on Inner Curve	128	\$3,070

**Required to order:** Model # including options if applicable.

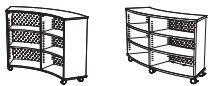
- HPL selection
- PVC selection
- powdercoat selection

## Curved Bookcases



Convex Shelving (Shelves on Outer Curve) with Handles and Connecting Magnets				
DFTSH-60-3018X-T-MOB	18"D x 60"W x 30"H, TFL, 1 adj. shelves on Outer Curve	80	\$2,127	
DFTSH-60-3618X-T-MOB	18"D x 60"W x 36"H, TFL, 2 adj. shelves on Outer Curve	85	\$2,473	
DFTSH-60-4218X-T-MOB	18"D x 60"W x 42"H, TFL, 4 adj. shelves on Outer Curve	95	\$2,763	
DFTSH-60-4818X-T-MOB	18"D x 60"W x 48"H, TFL, 4 adj. shelves on Outer Curve	123	\$2,763	
DFTSH-3018X-T-MOB	18"D x 72"W x 30"H, TFL, 1 adj. shelves on Outer Curve	85	\$2,363	
DFTSH-3618X-T-MOB	18"D x 72"W x 36"H, TFL, 2 adj. shelves on Outer Curve	90	\$2,748	
DFTSH-4218X-T-MOB	18"D x 72"W x 42"H, TFL, 4 adj. shelves on Outer Curve	100	\$3,070	
DFTSH-4818X-T-MOB	18"D x 72"W x 48"H, TFL, 4 adj. shelves on Outer Curve	128	\$3,070	

BUMP OUTS FOR SINGLE-FACED DRIFT SHELVING				
Model Number	Description	Wgt.	List Price	
DFT-CSBV-6	Shelf Bump Out for Concave Drift Curved Shelving	3	\$75	
DFT-CSBX-6	Shelf Bump Out for Convex Drift Curved Shelving	3	\$75	



DOUBLE-FACED, MELAMINE CONSTRUCTION - Perforated Metal Back Panel - Ship Assembled				
Melamine	Model Number	Description	Wt	List Price
			Double-Faced (Shelves on Both Sides)	
	DFTS-3024D-T-MOB	24"D x 67"W x 30"H, TFL, 1 adj. shelves on each side	110	\$2,495
	DFTS-3624D-T-MOB	24"D x 67"W x 36"H, TFL, 2 adj. shelves on each side	120	\$2,935
	DFTS-4224D-T-MOB	24"D x 67"W x 42"H, TFL, 4 adj. shelves on each side	130	\$3,453
	DFTS-4824D-T-MOB	24"D x 67"W x 48"H, TFL, 4 adj. shelves on each side	167	\$3,469
			Double-Faced (Shelves on Both Sides) with Handles and Connecting Magnets	
	DFTSH-3024D-T-MOB	24"D x 67"W x 30"H, TFL, 1 adj. shelves on each side	110	\$2,670
	DFTSH-3624D-T-MOB	24"D x 67"W x 36"H, TFL, 2 adj. shelves on each side	120	\$3,110
	DFTSH-4224D-T-MOB	24"D x 67"W x 42"H, TFL, 4 adj. shelves on each side	130	\$3,630
	DFTSH-4824D-T-MOB	24"D x 67"W x 48"H, TFL, 4 adj. shelves on each side	167	\$3,644

Set Up Charges and Upcharges for Non-Standard and Custom Finishes		
Model Number	Description	List Price
Group 2 Powder Coat	Set up charge, per color, per order, for Group 2 Powder Coat	\$329
Non-Standard PVC	Upcharge, per color, per order, for non-standard PVC	\$911

**Required to order:** Model # including options if applicable.

- HPL selection
- PVC selection
- powdercoat selection