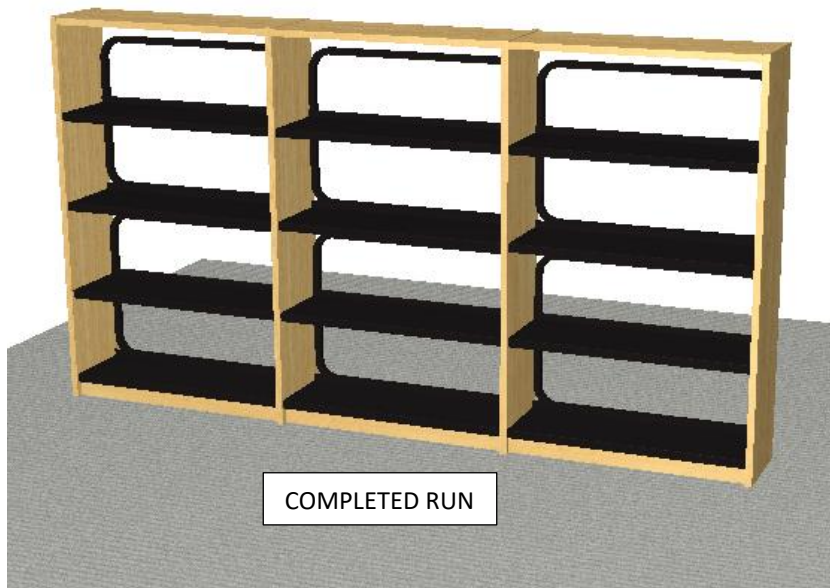
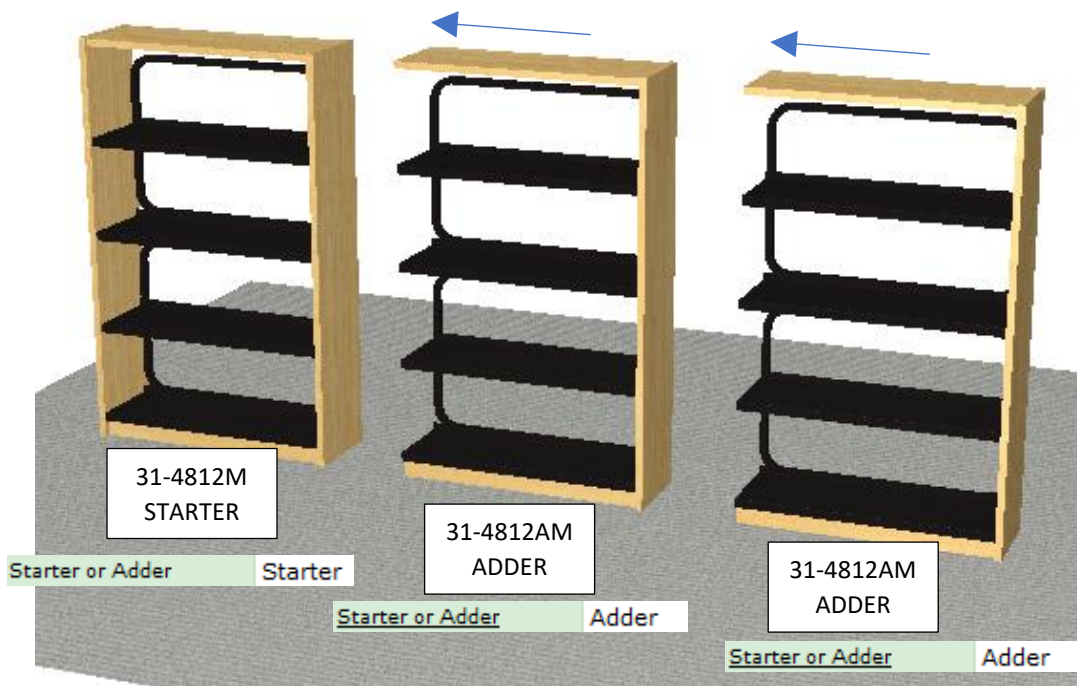


31 SERIES SHELVING

All bookcases are available as starters or adders. A starter has two end panels and can be a stand-alone unit; an adder has only one vertical panel. Units come in as starters by default; use the “Starter or Adder” feature in the green option box to change a starter to an adder. 31 Series adders simply snap to starters or each other to build a shelving run. Always start with a starter and snap adders to it. While it’s possible to snap several adders together and then convert the first to a starter, that would result in a run that looks OK but will actually be 1” short since the edge of the first adder would penetrate the end panel of the starter.




MAGAZINE DISPLAY/STORAGE SHELVING

Magazine shelves appear as separate kits in the catalog:



The kits are for 42"H, 48"H, 60"H, 72"H and 84"H units, in both wood and steel and are only used with 12"D Single Face units and 24"D Double Face units. 31 Series shelving only uses steel kits. Just drag the appropriate height kit into a layout and it will snap into the matching height standard shelving unit:



Shelf kits can snap to one or both sides of a double face shelving unit.