

# DUO CAFE COUNTER

## Chairs & Stools

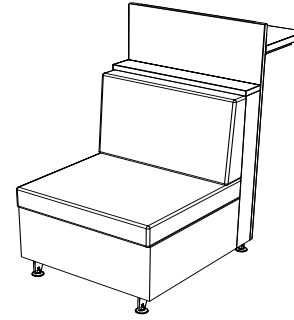
### General Specifications

**Upholstered Seat and Back:** Seat cushions are 3-1/4" high-density upholstery grade foam. Back cushions are high-density upholstery grade foam and are tapered from 4" at the base to 3" at the top. Vinyl and fabric available. Can use a combination of both. Upholstered seat and back cushions are fastened to bench base and bench back with hook and loop fasteners.

**Bench Base and Bench Back Assembly:** The assemblies are fabricated from 3/4" engineered wood with HPL faces. Finished edges of HPL assemblies receive 3mm PVC edges. Bench base assembly is bolted to bench back assembly with metal-to-metal connection.

**Back Panel and Counter Top:** Back panel and counter top are fabricated from 3/4" engineered wood with HPL faces. Back panel will match the HPL faces of the Bench and Bench back assemblies and is bolted to bench back assembly with metal-to-metal connection. 12" deep counter top with HPL surface is connected to back panel using (2) bent 1" oak or maple plywood "L" brackets. L-brackets are finished in our veneer or sprayon finishes are bolted to back panel and counter top with metal-to-metal connection.

**Leg Assemblies:** Legs are fabricated from 5/16 plate steel and include a curved profile with a square mounting plate. The bottom of each leg is fitted with a threaded weld nut and a 1-7/8" black leveling glide.



DUO-25-CC

Duo Café Counter 25"W																
Model Number	Base	Finish	Seat	Back	Seat Hgt.	Wgt. (lbs.)	COM Yd.	List Price								
								Grade 1 COM	Grade 2	Grade 3	Grade 4	Grade 5	Grade 6	Grade 7	Grade 8	Grade 9
DUO2-25L-CC	Post	HPL	Uph	Uph	18"	146	2	\$4,392	\$4,491	\$4,582	\$4,668	\$4,753	\$4,842	\$4,932	\$5,027	\$5,124




DUO-36-CC

Duo Café Counter 36"W																
Model Number	Base	Finish	Seat	Back	Seat Hgt.	Wgt. (lbs.)	COM Yd.	List Price								
								Grade 1 COM	Grade 2	Grade 3	Grade 4	Grade 5	Grade 6	Grade 7	Grade 8	Grade 9
DUO2-36L-CC	Post	HPL	Uph	Uph	18"	164	2	\$4,929	\$5,044	\$5,145	\$5,248	\$5,351	\$5,455	\$5,560	\$5,670	\$5,782



DUO-48-CC

Duo Café Counter 48"W																
Model Number	Base	Finish	Seat	Back	Seat Hgt.	Wgt. (lbs.)	COM Yd.	List Price								
								Grade 1 COM	Grade 2	Grade 3	Grade 4	Grade 5	Grade 6	Grade 7	Grade 8	Grade 9
DUO2-48L-CC	Post	HPL	Uph	Uph	18"	164	2	\$5,254	\$5,376	\$5,491	\$5,602	\$5,713	\$5,829	\$5,951	\$6,072	\$6,199



DUO-60-CC

Duo Café Counter 60"W																
Model Number	Base	Finish	Seat	Back	Seat Hgt.	Wgt. (lbs.)	COM Yd.	List Price								
								Grade 1 COM	Grade 2	Grade 3	Grade 4	Grade 5	Grade 6	Grade 7	Grade 8	Grade 9
DUO2-60L-CC	Post	HPL	Uph	Uph	18"	185	2	\$5,988	\$6,174	\$6,320	\$6,517	\$6,717	\$6,924	\$7,138	\$7,358	\$7,588



DUO-L35-CC

Duo Café Counter 35"W Left Miter																
Model Number	Base	Finish	Seat	Back	Seat Hgt.	Wgt. (lbs.)	COM Yd.	List Price								
								Grade 1 COM	Grade 2	Grade 3	Grade 4	Grade 5	Grade 6	Grade 7	Grade 8	Grade 9
DUO2-L35L-CC	Post	HPL	Uph	Uph	18"	164	2	\$4,825	\$4,933	\$5,031	\$5,129	\$5,227	\$5,325	\$5,426	\$5,530	\$5,634



DUO-R35-CC

Duo Café Counter 35"W Right Miter																
Model Number	Base	Finish	Seat	Back	Seat Hgt.	Wgt. (lbs.)	COM Yd.	List Price								
								Grade 1 COM	Grade 2	Grade 3	Grade 4	Grade 5	Grade 6	Grade 7	Grade 8	Grade 9
DUO2-R35L-CC	Post	HPL	Uph	Uph	18"	164	2	\$5,078	\$5,193	\$5,296	\$5,400	\$5,503	\$5,605	\$5,711	\$5,822	\$5,931



DUO-RL45-CC

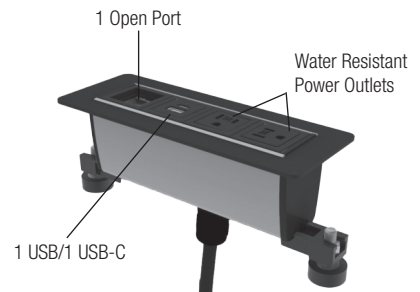
Duo Café Counter 45"W Double Miter																
Model Number	Base	Finish	Seat	Back	Seat Hgt.	Wgt. (lbs.)	COM Yd.	List Price								
								Grade 1 COM	Grade 2	Grade 3	Grade 4	Grade 5	Grade 6	Grade 7	Grade 8	Grade 9
DUO2-RL45L-CC	Post	HPL	Uph	Uph	18"	164	3	\$5,713	\$5,846	\$5,965	\$6,079	\$6,197	\$6,313	\$6,434	\$6,556	\$6,682

# DUO CAFE COUNTER

## Chairs & Stools

Set Up Charges and Upcharges for Non-Standard and Custom Finishes		
Model Number	Description	List Price
Group 2 Powder Coat	Set up charge, per color, per order, for Group 2 Powder Coat	\$312
Non-Standard PVC	Upcharge, per color, per order, for non-standard PVC	\$865
Custom Finish	Upcharge for custom stain finish	\$608
Non-Standard Stain	Upcharge for non-standard stains already matched	\$268
Sprayon Finish	Upcharge, per color, per order, for Sprayon finish	\$312

AZTECH In-surface, rectangular panel, Flush-mount (2" x 6.75" cutout)		
Model Number	Description	List Price
AZ-2P1UC10-72-BA	2 AC receptacles, 1 USB-A & 1 USB-C port, 1 Open port, 72" cord, Black Plate, Silver anodized housing	\$535
AZ-2P1UC10-72-W	2 AC receptacles, 1 USB-A & 1 USB-C port, 1 Open port, 72" cord, White Plate	\$535
AZ-2P1UC10-72-S	2 AC receptacles, 1 USB-A & 1 USB-C port, 1 Open port, 72" cord, Silver Plate	\$535
AZ-2P1UC10-120-BA	2 AC receptacles, 1 USB-A & 1 USB-C port, 1 Open port, 120" cord, Black Plate, Silver anodized housing	\$545
AZ-2P1UC10-120-W	2 AC receptacles, 1 USB-A & 1 USB-C port, 1 Open port, 120" cord, White Plate	\$545
AZ-2P1UC10-120-S	2 AC receptacles, 1 USB-A & 1 USB-C port, 1 Open port, 120" cord, Silver Plate	\$545



**Required to order:** Model # including options if applicable

- veneer finish (for counter brackets)
- HPL selection (if applicable)
- PVC selection (if applicable)
- fabric selection
- powder coat selection

**Note:** Designations "Right" and "Left" are relative to being seated in the unit.

# DUO LOUNGE

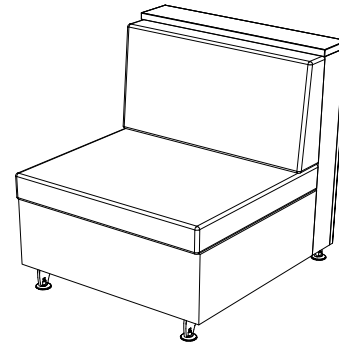
Interactive

## General Specifications

**Upholstered Seat and Back:** Seat cushions are 3-1/4" high-density upholstery grade foam. Back cushions are high-density upholstery grade foam and are tapered from 4" at the base to 3" at the top. Vinyl and fabric available. Can use a combination of both. Upholstered seat and back cushions are fastened to bench base and bench back with hook and loop fasteners.

**Bench Base and Bench Back Assembly:** The assemblies are fabricated from 3/4" engineered wood with HPL faces. Finished edges of HPL assemblies receive 3mm PVC edges. Bench base assembly is bolted to bench back assembly with metal-to-metal connection. Back panel is finished in HPL face.

**Leg Assemblies:** Legs are fabricated from 5/16 plate steel and include a curved profile with a square mounting plate. The bottom of each leg is fitted with a threaded weld nut and a 1-7/8" black leveling glide.




DUO-25

Duo Lounge 25" Seat																
Model Number	Base	Finish	Seat	Back	Seat Hgt.	Wgt. (lbs.)	COM Yd.	List Price Grade 1 COM	Grade 2	Grade 3	Grade 4	Grade 5	Grade 6	Grade 7	Grade 8	Grade 9



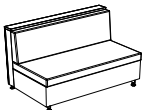
DUO-36

Duo Lounge 36" Seat																
Model Number	Base	Finish	Seat	Back	Seat Hgt.	Wgt. (lbs.)	COM Yd.	List Price Grade 1 COM	Grade 2	Grade 3	Grade 4	Grade 5	Grade 6	Grade 7	Grade 8	Grade 9



DUO-48

Duo Lounge 48" Seat																
Model Number	Base	Finish	Seat	Back	Seat Hgt.	Wgt. (lbs.)	COM Yd.	List Price Grade 1 COM	Grade 2	Grade 3	Grade 4	Grade 5	Grade 6	Grade 7	Grade 8	Grade 9



DUO-60

Duo Lounge 60" Seat																
Model Number	Base	Finish	Seat	Back	Seat Hgt.	Wgt. (lbs.)	COM Yd.	List Price Grade 1 COM	Grade 2	Grade 3	Grade 4	Grade 5	Grade 6	Grade 7	Grade 8	Grade 9



DUO-L35

Duo Lounge 35.5" Left Miter																
Model Number	Base	Finish	Seat	Back	Seat Hgt.	Wgt. (lbs.)	COM Yd.	List Price Grade 1 COM	Grade 2	Grade 3	Grade 4	Grade 5	Grade 6	Grade 7	Grade 8	Grade 9



DUO-R35

Duo Lounge 35.5" Right Miter																
Model Number	Base	Finish	Seat	Back	Seat Hgt.	Wgt. (lbs.)	COM Yd.	List Price Grade 1 COM	Grade 2	Grade 3	Grade 4	Grade 5	Grade 6	Grade 7	Grade 8	Grade 9



DUO-RL45

Duo Lounge 45.5"W Double Miter																
Model Number	Base	Finish	Seat	Back	Seat Hgt.	Wgt. (lbs.)	COM Yd.	List Price Grade 1 COM	Grade 2	Grade 3	Grade 4	Grade 5	Grade 6	Grade 7	Grade 8	Grade 9