

21-Series Construction Shelving - Bookmark & Design Lines

General Specifications - Wood Shelving

End/Intermediate Panels: All end panels are detailed by product line and are described individually in the "End Panels for Steel Shelving" section of this specification book. All intermediate panels are un-detailed 1" hardwood plywood core with premium grade "A" oak veneer on both faces; exposed edges are banded with 1/8" solid red oak with edges and corners radiused 1/8". All panels permit shelf adjustment on 32mm increments. Intermediate panels are machined on both faces. Threaded 5/16-18 metal inserts are embedded into the top and the bottom of the starter panels to facilitate attachment of the cornice top and toe assembly. Intermediate panels are machined for through bolts.

Note: initial units are specified according to product line; adder units for all wood modular shelving product lines are specified as series 21 and use the same un-detailed intermediate panel.

Cornice Top: The cornice top panel is 3/4" thick veneer core with select oak veneer face. The front edge is banded with 1/8" solid red oak. The cornice rail is 1" x 2-1/4" and is inset 1/8" from the front edge. The cornice top is attached with 16 gauge steel 'Z' brackets. Laminate tops are also available. Contact the factory for more details.

Backs: Backs are 1/4" thick MDF. They are standard with all 21-Series (Bookmark & Design Lines) bookcase units.

Toe Assembly: The toe assembly is a 4" high box frame constructed of 1" thick hardwood plywood. The toe assembly is bolted to the end and intermediate panels using 5/16" - 18 machine bolts.

Mobile Toe Assembly: A steel chassis is fit to the inside of the toe assembly. Casters are bolted to the chassis with 1/4" -20 bolts and nylon insert lock nuts and the entire assembly is attached to the end panel with 5/16" -18 machine bolts. The steel chassis provides formed flanges under the toe and end panels for extra support. The casters are 2" diameter, nonlocking. The mobile bookcase sits 1/2" off the floor.

Base Shelf: The base shelf is 3/4" thick engineered wood with select oak veneer face and 1/8" solid red oak front band. It is supported on all four edges by the toe assembly and attached with two screws.

Fixed Shelves: Shelving units 60" and taller use fixed shelves at either end of a run. Mobile units also receive fixed shelves. They are similar to adjustable shelves with standard shelf pins replaced by fixed shelf pins that screw into the standard side panel line holes. Fixed shelves are adjustable.

Adjustable Shelves: The adjustable shelves are 1" veneer core with premium grade "A" oak veneer; exposed edges are banded with 1/8" solid red oak with edges and corners radiused 1/8". They are bored in 4 locations on the underside to accept seismically rated shelf pins.

Magazine Display Shelf: The magazine display shelf is 3/4" thick engineered wood with select oak face. The front edge has a solid oak retaining rail. The magazine display shelf pivots on pins which mount between the end and intermediate panels allowing the user to lift the shelf and utilize the storage space behind. The pins are retained with a metal bracket and screws to prevent accidental removal.

Picture Book Display Shelf: The picture book display shelves are 3/4" thick glued up aspen hardwood with a 1-3/4" solid red oak front nosing. The back is 3/4" thick engineered wood with select oak veneer face and 1/8" solid red oak top band. The shelf and back are slotted approximately every 5" to accept wooden dividers. The back is attached to the base of the shelf using screws. They are bored in 4 locations on the underside to accept seismically rated shelf pins. Includes 3 dividers per shelf.

Options

Optional Hardwood Shelves: Optional hardwood shelves are 3/4" thick glued up aspen hardwood with a 1-3/4" solid red oak front nosing. They are bored in 4 locations on the underside to accept systemic rated shelf pins. Additional wood or steel adjustable shelves are available for any of the modular bookcases. See end of each bookcase product line section for part numbers. *To Specify: Remove "V" from part number (i.e. 21-4212).*

Optional Adjustable Steel Shelves: 18 ga. steel shelves have a 1" deep triple bent edge and a 1" tall booktop lip in the rear. Rear lip accepts optional sliding book support. Slots in the turned down side flanges allow the shelves to mount on 5mm adjustable shelf pins. Shelf pins have a collar that prevents them from being removed without first removing the shelf. Nominal 10" and 12" deep shelving uses 9" or 11" deep shelves respectively. Shelves are finished with a durable powder coat. Standard powder coat color is black unless otherwise specified.

To Specify: Add "SB" to part number (i.e. SB21-4212).


Optional Continuous Canopy Tops: Optional common tops are 1-1/4" thick three ply construction, with a .050" laminate face, engineered wood core and a phenolic backer sheet. The common top is banded on all exposed sides with 1/8" solid red oak. Top is replaced with Box Frame. *To specify add the suffix "-CT"*

***leveling glides are optional.** We pre-drill hole locations in all end and intermediate panels to accept leveling glides as a standard manufacturing procedure. **If leveling glides are required, you must order the glides separately.**

Please Specify: Product Number / Finish / Back Panel / Enclose Layout

*All pricing shown is for oak veneer.

Use of Maple or other species may incur an upcharge.



Single Faced Standard Units				
30" High	Model Number	Description	Wgt.	Price
	V29-3008	30"H X 37"W X 8"D Initial	40	\$1,017
	V21-3008A	30"H X 36"W X 8"D Adder	33	\$668
	V29-3010	30"H X 37"W X 10"D Initial	45	\$1,188
	V21-3010A	30"H X 36"W X 10"D Adder	37	\$762
	V29-3012	30"H X 37"W X 12"D Initial	51	\$1,234
	V21-3012A	30"H X 36"W X 12"D Adder	42	\$802

30" High single sided shelving has a select wood top and one adjustable shelf. Includes 1/4" matching wood back.

36" High	Model Number	Description	Wgt.	Price
	V29-3608	36"H X 37"W X 8"D Initial	45	\$1,160
	V21-3608A	36"H X 36"W X 8"D Adder	37	\$762
	V29-3610	36"H X 37"W X 10"D Initial	50	\$1,353
	V21-3610A	36"H X 36"W X 10"D Adder	42	\$868
	V29-3612	36"H X 37"W X 12"D Initial	58	\$1,417
	V21-3612A	36"H X 36"W X 12"D Adder	48	\$913

36" High single sided shelving has a select wood top and one adjustable shelf. Includes 1/4" matching wood back.

42" High	Model Number	Description	Wgt.	List Price
	V29-4208	42"H X 37"W X 8"D Initial	49	\$1,302
	V21-4208A	42"H X 36"W X 8"D Adder	41	\$855
	V29-4210	42"H X 37"W X 10"D Initial	55	\$1,518
	V21-4210A	42"H X 36"W X 10"D Adder	47	\$973
	V29-4212	42"H X 37"W X 12"D Initial	64	\$1,600
	V21-4212A	42"H X 36"W X 12"D Adder	53	\$1,023
	V29-4216-SF	42"H X 37"W X 16"D Initial	79	\$1,680
	V21-4216A-SF	42"H X 36"W X 16"D Adder	64	\$1,079

42" High single sided shelving has a wood top and two adjustable shelves. Includes 1/4" matching wood back.

48" High	Model Number	Description	Wgt.	List Price
	V29-4808	48"H X 37"W X 8"D Initial	52	\$1,367
	V21-4808A	48"H X 36"W X 8"D Adder	43	\$894
	V29-4810	48"H X 37"W X 10"D Initial	59	\$1,598
	V21-4810A	48"H X 36"W X 10"D Adder	49	\$1,020
	V29-4812	48"H X 37"W X 12"D Initial	68	\$1,680
	V21-4812A	48"H X 36"W X 12"D Adder	56	\$1,079
	V29-4816-SF	48"H X 37"W X 16"D Initial	84	\$1,767
	V21-4816A-SF	48"H X 36"W X 16"D Adder	67	\$1,136

48" High single sided shelving has a wood top and two adjustable shelves. Includes 1/4" matching wood back.


60" High	Model Number	Description	Wgt.	List Price
	V29-6008	60"H X 37"W X 8"D Initial	61	\$1,782
	V21-6008A	60"H X 36"W X 8"D Adder	50	\$1,167
	V29-6010	60"H X 37"W X 10"D Initial	71	\$2,066
	V21-6010A	60"H X 36"W X 10"D Adder	58	\$1,336
	V29-6012	60"H X 37"W X 12"D Initial	81	\$2,202
	V21-6012A	60"H X 36"W X 12"D Adder	65	\$1,429
	V29-6016-SF	60"H X 37"W X 16"D Initial	100	\$2,332
	V21-6016A-SF	60"H X 36"W X 16"D Adder	80	\$1,518

60" High single sided shelving has a wood top and three adjustable shelves. Includes 1/4" matching wood back.

* Steel shelves may be specified for most wood bookcases.
 Replace "V" in the model with "SB" (i.e. SB21-4220).
 Prices and specifications subject to change without notice

P-HERITAGESHELIVING-240114

Shelving



72" High	Model Number	Description	Wgt.	List Price	
	V29-7208	72"H X 37"W X 8"D Initial	75	\$2,236	
	V21-7208A	72"H X 36"W X 8"D Adder	59	\$1,358	
	V29-7210	72"H X 37"W X 10"D Initial	87	\$2,428	
	V21-7210A	72"H X 36"W X 10"D Adder	68	\$1,495	
	V29-7212	72"H X 37"W X 12"D Initial	101	\$2,585	
	V21-7212A	72"H X 36"W X 12"D Adder	78	\$1,594	
	V29-7216-SF	72"H X 37"W X 16"D Initial	125	\$2,732	
	V21-7216A-SF	72"H X 36"W X 16"D Adder	95	\$1,690	
	<i>72" High single sided shelving has a wood top and four adjustable shelves. Includes 1/4" matching wood back.</i>				

84" High	Model Number	Description	Wgt.	List Price	
	V29-8408	84"H X 37"W X 8"D Initial	82	\$2,351	
	V21-8408A	84"H X 36"W X 8"D Adder	66	\$1,476	
	V29-8410	84"H X 37"W X 10"D Initial	95	\$2,552	
	V21-8410A	84"H X 36"W X 10"D Adder	76	\$1,620	
	V29-8412	84"H X 37"W X 12"D Initial	110	\$2,717	
	V21-8412A	84"H X 36"W X 12"D Adder	87	\$1,727	
	V29-8416-SF	84"H X 37"W X 16"D Initial	137	\$2,880	
	V21-8416A-SF	84"H X 36"W X 16"D Adder	107	\$1,838	
	<i>84" High single sided shelving has an inverted wood cornice top and ten adjustable shelves. Includes 1/4" matching wood back.</i>				

90" High	Model Number	Description	Wgt.	List Price
	V29-9012	90"H X 37"W X 12"D Initial	119	\$2,933
	V21-9012A	90"H X 36"W X 12"D Adder	95	\$1,880
<i>90" High single sided shelving has an inverted wood cornice top and twelve adjustable shelves. Includes 1/4" matching wood back.</i>				

Double Faced Standard Units				
30" High	Model Number	Description	Wgt.	List Price
	V29-3020	30"H X 37"W X 20"D Initial	81	\$1,880
	V21-3020A	30"H X 36"W X 20"D Adder	68	\$1,257
	V29-3024	30"H X 37"W X 24"D Initial	92	\$1,993
	V21-3024A	30"H X 36"W X 24"D Adder	76	\$1,331
<i>30" High double sided shelving has a wood top and two adjustable shelves. Includes 1/4" matching wood back.</i>				

30" High Mobile Units	Model Number	Description	Wgt.	List Price
	V29-3020-MOB	30"H X 37"W X 20"D Mobile	93	\$2,245
	V29-3024-MOB	30"H X 37"W X 24"D Mobile	104	\$2,358

* Steel shelves may be specified for most wood bookcases.
 Replace "V" in the model with "SB" (i.e. SB21-4220).
 Prices and specifications subject to change without notice

Shelving



36" High	Model Number	Description	Wgt.	List Price
	V29-3620	36"H X 37"W X 20"D Initial	92	\$2,157
	V21-3620A	36"H X 36"W X 20"D Adder	76	\$1,427
	V29-3624	36"H X 37"W X 24"D Initial	105	\$2,294
	V21-3624A	36"H X 36"W X 24"D Adder	86	\$1,522

36" High double sided shelving has a wood top and two adjustable shelves. Includes 1/4" matching wood back.

36" High Mobile Units	Model Number	Description	Wgt.	List Price
	V29-3620-MOB	36"H X 37"W X 20"D Mobile	104	\$2,520
	V29-3624-MOB	36"H X 37"W X 24"D Mobile	117	\$2,656

42" High	Model Number	Description	Wgt.	List Price
	V29-4220	42"H X 37"W X 20"D Initial	102	\$2,432
	V21-4220A	42"H X 36"W X 20"D Adder	84	\$1,598
	V29-4224	42"H X 37"W X 24"D Initial	117	\$2,592
	V21-4224A	42"H X 36"W X 24"D Adder	96	\$1,714

42" High double sided shelving has a wood top and four adjustable shelves. Includes 1/4" matching wood back.

42" High Mobile Units	Model Number	Description	Wgt.	List Price
	V29-4220-MOB	42"H X 37"W X 20"D Mobile	114	\$2,797
	V29-4224-MOB	42"H X 37"W X 24"D Mobile	129	\$2,954

48" High	Model Number	Description	Wgt.	List Price
	V29-4820	48"H X 37"W X 20"D Initial	107	\$2,556
	V21-4820A	48"H X 36"W X 20"D Adder	86	\$1,677
	V29-4824	48"H X 37"W X 24"D Initial	123	\$2,720
	V21-4824A	48"H X 36"W X 24"D Adder	99	\$1,798

48" High double sided shelving has a wood top and four adjustable shelves. Includes 1/4" matching wood back.

48" High Mobile Units	Model Number	Description	Wgt.	List Price
	V29-4820-MOB	48"H X 37"W X 20"D Mobile	119	\$2,937
	V29-4824-MOB	48"H X 37"W X 24"D Mobile	133	\$3,103

60" High	Model Number	Description	Wgt.	List Price
	V29-6020	60"H X 37"W X 20"D Initial	127	\$3,325
	V21-6020A	60"H X 36"W X 20"D Adder	102	\$2,224
	V29-6024	60"H X 37"W X 24"D Initial	146	\$3,568
	V21-6024A	60"H X 36"W X 24"D Adder	117	\$2,390

60" High double sided shelving has a wood top and six adjustable shelves. Includes 1/4" matching wood back.

72" High	Model Number	Description	Wgt.	List Price
	V29-7220	72"H X 37"W X 20"D Initial	167	\$4,024
	V21-7220A	72"H X 36"W X 20"D Adder	119	\$2,526
	V29-7224	72"H X 37"W X 24"D Initial	188	\$4,295
	V21-7224A	72"H X 36"W X 24"D Adder	138	\$2,724

72" High double sided shelving has a wood top and eight adjustable shelves. Includes 1/4" matching wood back.

* Steel shelves may be specified for most wood bookcases.
Replace "V" in the model with "SB" (i.e. SB21-4220).



84" High	Model Number	Description	Wgt.	List Price
	V29-8420	84"H X 37"W X 20"D Initial	170	\$4,272
	V21-8420A	84"H X 36"W X 20"D Adder	135	\$2,778
	V29-8424	84"H X 37"W X 24"D Initial	197	\$4,567
	V21-8424A	84"H X 36"W X 24"D Adder	156	\$2,994

84" High double sided shelving has an inverted wood cornice top and ten adjustable shelves. Includes 1/4" matching wood back.

90" High	Model Number	Description	Wgt.	List Price
	V29-9024	90"H X 37"W X 24"D Initial	216	\$4,878
	V21-9024A	90"H X 36"W X 24"D Adder	172	\$3,209

90" High doublesided shelving has an inverted wood cornice top and twelve adjustable shelves. Includes 1/4" matching wood back.

Single Faced Picture Book Units				
42" High	Model Number	Description	Wgt.	List Price
	V29-4212P	42"H X 37"W X 12"D Picture Book Initial	74	\$1,859
	V21-4212PA	42"H X 36"W X 12"D Picture Book Adder	63	\$1,219

42" High single sided shelving has a wood top, one adjustable picture book shelf and one base picture book shelf. Includes 1/4" matching wood back.

48" High	Model Number	Description	Wgt.	List Price
	V29-4812P	48"H X 37"W X 12"D Picture Book Initial	77	\$1,936
	V21-4812PA	48"H X 36"W X 12"D Picture Book Adder	64	\$1,273

48" High single sided shelving has a wood top, one adjustable picture book shelf and one base picture book shelf. Includes 1/4" matching wood back.


60" High	Model Number	Description	Wgt.	List Price
	V29-6012P	60"H X 37"W X 12"D Picture Book Initial	96	\$2,535
	V21-6012PA	60"H X 36"W X 12"D Picture Book Adder	80	\$1,716

60" High single sided shelving has a wood top, two adjustable picture book shelves and one base picture book shelf. Includes 1/4" matching wood back.

* Steel shelves may be specified for most wood bookcases.
Replace "V" in the model with "SB" (i.e. SB21-4220).

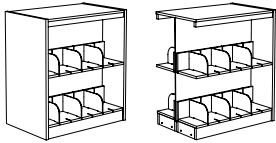
Prices and specifications subject to change without notice

P-HERITAGESHELIVING-240114



Double Faced Picture Book Units

42" High



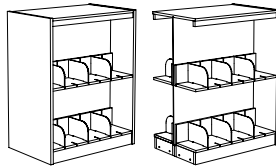
Model Number	Description	Wgt.	List Price
V29-4224P	42"H X 37"W X 24"D Picture Book Initial	136	\$3,005
V21-4224PA	42"H X 36"W X 24"D Picture Book Adder	115	\$2,092

42" High double sided shelving has a wood top, two adjustable picture book shelf and one base picture book shelf per side. Includes 1/4" matching wood back.

42" High Mobile Unit

Model Number	Description	Wgt.	List Price
V29-4224P-MOB	42"H X 37"W X 24"D Picture Book Mobile	148	\$3,355

48" High



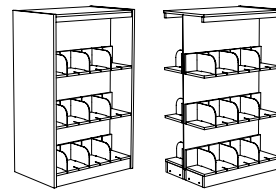
Model Number	Description	Wgt.	List Price
V29-4824P	48"H X 37"W X 24"D Picture Book Initial	142	\$3,130
V21-4824PA	48"H X 36"W X 24"D Picture Book Adder	118	\$2,180

48" High double sided shelving has a wood top, two adjustable picture book shelf and one base picture book shelf. Includes 1/4" matching wood back.

48" High Mobile Unit

Model Number	Description	Wgt.	List Price
V29-4824P-MOB	48"H X 37"W X 24"D Picture Book Mobile	154	\$3,500

60" High



Model Number	Description	Wgt.	List Price
V29-6024P	60"H X 37"W X 24"D Picture Book Initial	176	\$4,167
V21-6024PA	60"H X 36"W X 24"D Picture Book Adder	147	\$2,959

60" High double sided shelving has a wood top, four adjustable picture book shelves and one base picture book shelf. Includes 1/4" matching wood back.

Standard Individual Adjustable Shelves				
Wood Bookcase	Model Number	Description	Wgt.	List Price
	21-08SH-S	8"D X 34-15/16"W Solid Wood Bookcase Shelf	6	\$123
	21-10SH-S	10"D X 34-15/16"W Solid Wood Bookcase Shelf	7	\$131
	21-12SH-S	12"D X 34-15/16"W Solid Wood Bookcase Shelf	8	\$139
	21-16SH-S	16"D X 34-15/16"W Solid Wood Bookcase Shelf	11	\$154
	V21-08SH-S	8"D X 34-15/16"W Veneer Core Wood Bookcase Shelf	6	\$123
	V21-10SH-S	10"D X 34-15/16"W Veneer Core Wood Bookcase Shelf	7	\$131
	V21-12SH-S	12"D X 34-15/16"W Veneer Core Wood Bookcase Shelf	8	\$139
	V21-16SH-S	16"D X 34-15/16"W Veneer Core Wood Bookcase Shelf	11	\$154
Steel Bookcase	Model Number	Description	Wgt.	List Price
	SB21-08SH-S	8"D X 34-15/16"W Standard Steel Bookcase Shelf	7	\$123
	SB21-10SH-S	10"D X 34-15/16"W Standard Steel Bookcase Shelf	9	\$131
	SB21-12SH-S	12"D X 34-15/16"W Standard Steel Bookcase Shelf	10	\$139
	SB21-16SH-S	16"D X 34-15/16"W Standard Steel Bookcase Shelf	14	\$154
	S21-08SH-S	8"D X 34-15/16"W Flat Steel Bookcase Shelf	7	\$123
	S21-10SH-S	10"D X 34-15/16"W Flat Steel Bookcase Shelf	9	\$131
	S21-12SH-S	12"D X 34-15/16"W Flat Steel Bookcase Shelf	10	\$139
	S21-16SH-S	16"D X 34-15/16"W Flat Steel Bookcase Shelf	14	\$154
Magazine Display	Model Number	Description	Wgt.	List Price
	21-12SH-MAG	Standard Wood Pivoting Magazine Shelf	10	\$204
	S21-12SH-MAG	Standard Steel Pivoting Magazine Shelf	11	\$204
Picture Book	Model Number	Description	Wgt.	List Price
	21-12SH-PB	Standard Wood Picture Book Shelf	15	\$267
	S21-12SH-PB	Standard Steel Picture Book Shelf	16	\$267
	21-12SH-PB-DIV	Standard Wood Picture Book Divider	0.5	\$27
	S21-12SH-PB-DIV	Standard Steel Picture Book Divider	0.5	\$27
Set Up Charges and Upcharges for Non-Standard and Custom Finishes				
Model Number	Description			List Price
Custom Finish	Upcharge for custom stain finish			\$640
Non-Standard Stain	Upcharge for non-standard stains already matched			\$283
Sprayon Finish	Upcharge, per color, per order, for Sprayon finish			\$329