

General Specifications

Modular Steel Frame: Frame shall be a welded assembly of 1-1/4" square 14 ga. steel tube, drilled and tapped to receive casters and bored for connecting hardware. Finish shall be powder coat, manufacturer's standard colors.

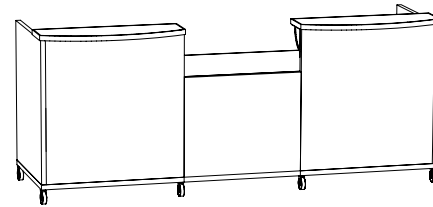
Casework modules General: Cases shall be constructed of 3/4" engineered wood panels with select grade oak or maple veneer or high-pressure laminate faces. Worksurfaces shall be 1-1/4" thick panels with 1-1/8" particle board core, horizontal grade (.045") high pressure laminate upper surface and .030 backer sheet. **Worksurface height shall be 30".** Cases with oak or maple panels shall have 3mm wood edges. Cases finished in high-pressure laminate shall have 3mm PVC banding. Modules shall be bored to connect together with male/female assembly bolts.

Outer modules Vertical side panels shall be 1-3/16" thick. Front panel shall terminate and extend above the worksurface and shall in turn be terminated by a transaction ledge. Transaction ledge shall be constructed in the same manner as the main worksurface and shall have a bowed patron side hardwood edge. It shall be supported by the side panel and a steel support bracket.

Central module: Front panel shall extend to the worksurface. Unit shall house two banks of drawers, each bank consisting of a lower file drawer and two upper box drawers. Each drawer shall use full extension ball bearing drawer slides rated at 100 lb capacity per pair.

Casters: Casters shall be 60mm twin wheel swivel casters with brake, rated at 100# per caster. Assembled unit shall use a total of (8) casters.

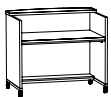
Finish: Standard powder coat on all metal parts is black; other colors may be specified. See **mediatechnologies** Finish and Color Guide for choices.



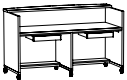
Front



Back



48" Rear



72" Rear



102" Rear

		Wood Panels	
Model Number	Description	Wgt.	List Price
3mm Wood Edges			
ID-E48-42	48"W x 30"D x 42"H	250	\$4,544
ID-E72-42	72"W x 30"D x 42"H	350	\$6,014
ID-E102-42	102"W x 30"D x 42"H	600	\$16,968

		Laminate Panels	
Model Number	Description	Wgt.	List Price
3mm PVC Edges			
LID-C48-42	48"W x 30"D x 42"H	250	\$3,872
LID-C72-42	72"W x 30"D x 42"H	350	\$5,152
LID-C102-42	102"W x 30"D x 42"H	600	\$14,118

Set Up Charges and Upcharges for Non-Standard and Custom Finishes		
Model Number	Description	List Price
Group 2 Powder Coat	Set up charge, per color, per order, for Group 2 Powder Coat	\$329
Non-Standard PVC	Upcharge, per color, per order, for non-standard PVC	\$911
Custom Finish	Upcharge for custom stain finish	\$640
Non-Standard Stain	Upcharge for non-standard stains already matched	\$283
Sprayon Finish	Upcharge, per color, per order, for Sprayon finish	\$329

Required to order: Model # including options if applicable

- veneer and finish (if applicable)
- HPL selection
- PVC selection
- powder coat selection

If applicable: PVC color, wood selection and wood finish color.

Contact the factory about customizing with one-of-a-kind logos or graphic designs. Logos and graphics are **not** included.

Prices and specifications subject to change without notice