

Typical 11-Series Bookcase Construction

### General Specifications - Benchmark High Pressure Laminate Shelving

**End and intermediate panels:** All End and Intermediate panels are un-detailed 1" thick particle board with high pressure laminate on both faces with 3mm PVC banding. All panels permit shelf adjustment on 32mm increments. Intermediate panels are machined on both faces.

**Cornice Top:** The cornice top is 1" thick particle board core with high pressure laminate face. The front edge is banded with 3mm PVC banding. The top is attached to the side panels with locking cam fasteners. An optional top valance is available.

**Toe Plates:** Toes are constructed of 4" high and 1" thick particle board core with high pressure laminate face. Toes are attached to the side panels using 14-gauge steel brackets and wood screws.

**Adjustable veneer core shelves:** Adjustable shelves are 1" thick veneer core with high pressure laminate face with 3mm PVC banding. Shelves are bored in four locations to accept Load-locking shelf pins.

**Base Shelf:** Base shelf is 3/4" thick particle board core with high pressure laminate face and front edge is banded with 3mm PVC banding.

**Backs:** Back panel is 1/4" MDF with melamine face.

**Adjustable Steel Shelves:** 18-gauge steel shelves have a 1" deep triple bent edge and a 1" tall bookstop lip in the rear. Slots in the turned down side flanges allow the shelves to mount on 5mm diameter adjustable shelf pins. Nominal 10" and 12" deep shelving uses 9" or 11" deep shelves respectively. Steel shelves are finished with a durable powder coat. Standard powder coat color is black unless otherwise specified. **For steel shelves add "SB" to the prefix of the model number. (i.e. SBH11-4212)**

### General Specifications - All Benchmark Shelving

**Mobile Toe Assembly:** *(Applies to double face units only)* The toe assembly is a 4" high box frame constructed of 1" thick hardwood plywood. The toe assembly is bolted to the end and intermediate panels using 5/16" - 18 machine bolts. A steel chassis is fit to the inside of the toe assembly. Casters are bolted to the chassis with 1/4"-20 bolts and nylon insert lock nuts and the entire assembly is attached to the end panel. The steel chassis provides formed flanges under the toe and end panels for extra support. Casters are 2" in diameter and non-locking. The mobile bookcase sits 1/2" off the floor. Maximum load capacity is 800lbs.

**Starter units:** are one complete bookcase or the beginning of a run; they include two end panels, a top, a back, a bottom toe and shelves and are 37" wide.

**Adder units:** can be added to starter units to create a solid run of shelving; they include one intermediate panel, a top, a back, a bottom toe and shelves and are 36" wide.

**\*leveling glides are optional.** We pre-drill hole locations in all end and intermediate panels to accept leveling glides as a standard manufacturing procedure. **If leveling glides are required, you must order the glides separately. Model Number 31-LK (set of 2 glides)**

### General Specifications - Benchmark Melamine Shelving

**End and intermediate panels:** All End and Intermediate panels are un-detailed 1" thick particle board with melamine on both faces with 3mm PVC banding. All panels permit shelf adjustment on 32mm increments. Intermediate panels are machined on both faces.

**Cornice Top:** The cornice top is 1" thick particle board core with melamine face. The front edge is banded with 3mm PVC banding. The top is attached to the side panels with locking cam fasteners. An optional top valance is available.

**Toe Plates:** Toes are constructed of 4" high and 1" thick particle board core with melamine face. Toes are attached to the side panels using 14-gauge steel brackets and wood screws.

**Adjustable shelves:** Adjustable shelves are 1" thick particle board core with melamine face and 3mm PVC banding. Shelves are bored in four locations to accept Load-locking shelf pins.

**Base Shelf:** Base shelf is 3/4" thick particle board core with melamine face and front edge is banded with 3mm PVC banding.

**Backs:** Back panel is 1/4" particle board core with melamine face.

**Adjustable Steel Shelves:** 18-gauge steel shelves have a 1" deep triple bent edge and a 1" tall bookstop lip in the rear. Slots in the turned down side flanges allow the shelves to mount on 5mm diameter adjustable shelf pins. Nominal 10" and 12" deep shelving uses 9" or 11" deep shelves respectively. Steel shelves are finished with a durable powder coat. Standard powder coat color is black unless otherwise specified. **For steel shelves add "SB" to the prefix of the model number. (i.e. SBT11-4212)**

### Magazine Display Shelves - All Benchmark Shelving

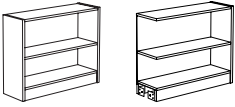
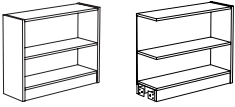
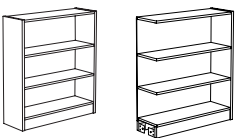
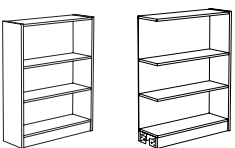



**Magazine Display Shelf:** The magazine display shelf is 3/4" thick engineered wood with HPL face with a retaining rail. The magazine display shelf pivots on pins which mount between the end and intermediate panels allowing the user to lift the shelf and utilize the storage space behind.

H11-12SH-MAG	HPL Magazine Shelf	\$200
S11-12SH-MAG	Steel Magazine Shelf	\$198

Magazine Display Shelves must be ordered separately.

# Benchmark Standard Bookcases

## Shelving

Single Faced		High-Pressure Laminate			Melamine	
30" High	Description	Wgt.	Model Number	List Price	Model Number	List Price
	SF Starter, 30"H X 10"D	43	H11-3010	\$991	T11-3010	\$802
	SF Adder, 30"H X 10"D	37	H11-3010A	\$824	T11-3010A	\$621
	SF Starter, 30"H X 12"D	49	H11-3012	\$991	T11-3012	\$802
	SF Adder, 30"H X 12"D	42	H11-3012A	\$824	T11-3012A	\$621
36" High	Description	Wgt.	Model Number	List Price	Model Number	List Price
	SF Starter, 36"H X 10"D	49	H11-3610	\$1,066	T11-3610	\$848
	SF Adder, 36"H X 10"D	42	H11-3610A	\$887	T11-3610A	\$689
	SF Starter, 36"H X 12"D	56	H11-3612	\$1,066	T11-3612	\$848
	SF Adder, 36"H X 12"D	48	H11-3612A	\$887	T11-3612A	\$689
42" High	Description	Wgt.	Model Number	List Price	Model Number	List Price
	SF Starter, 42"H X 10"D	55	H11-4210	\$1,139	T11-4210	\$893
	SF Adder, 42"H X 10"D	47	H11-4210A	\$946	T11-4210A	\$753
	SF Starter, 42"H X 12"D	62	H11-4212	\$1,139	T11-4212	\$893
	SF Adder, 42"H X 12"D	53	H11-4212A	\$946	T11-4212A	\$753
48" High	Description	Wgt.	Model Number	List Price	Model Number	List Price
	SF Starter, 48"H X 10"D	59	H11-4810	\$1,139	T11-4810	\$893
	SF Adder, 48"H X 10"D	49	H11-4810A	\$946	T11-4810A	\$753
	SF Starter, 48"H X 12"D	66	H11-4812	\$1,139	T11-4812	\$893
	SF Adder, 48"H X 12"D	56	H11-4812A	\$946	T11-4812A	\$753
60" High	Description	Wgt.	Model Number	List Price	Model Number	List Price
	SF Starter, 60"H X 10"D	69	H11-6010	\$1,391	T11-6010	\$1,049
	SF Adder, 60"H X 10"D	58	H11-6010A	\$1,167	T11-6010A	\$883
	SF Starter, 60"H X 12"D	79	H11-6012	\$1,391	T11-6012	\$1,049
	SF Adder, 60"H X 12"D	65	H11-6012A	\$1,167	T11-6012A	\$883
72" High	Description	Wgt.	Model Number	List Price	Model Number	List Price
	SF Starter, 72"H X 10"D	84	H11-7210	\$1,783	T11-7210	\$1,372
	SF Adder, 72"H X 10"D	68	H11-7210A	\$1,619	T11-7210A	\$1,141
	SF Starter, 72"H X 12"D	97	H11-7212	\$1,783	T11-7212	\$1,372
	SF Adder, 72"H X 12"D	78	H11-7212A	\$1,619	T11-7212A	\$1,141
84" High	Description	Wgt.	Model Number	List Price	Model Number	List Price
	SF Starter, 84"H X 10"D	92	H11-8410	\$2,015	T11-8410	\$1,540
	SF Adder, 84"H X 10"D	76	H11-8410A	\$1,645	T11-8410A	\$1,274
	SF Starter, 84"H X 12"D	106	H11-8412	\$2,015	T11-8412	\$1,540
	SF Adder, 84"H X 12"D	87	H11-8412A	\$1,645	T11-8412A	\$1,274

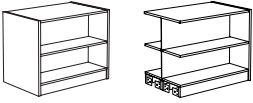
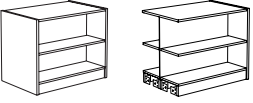
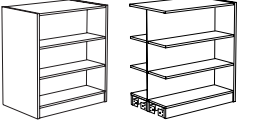



Prices and specifications subject to change without notice

\* Benchmark Bookcases with **Steel Shelves** are shown beginning on page 10.

P-BENCHMARKSHELVING-240114

# Benchmark Standard Bookcases

## Shelving

Double Faced		High-Pressure Laminate			Melamine		
	<b>30" High</b>	Description	Wgt.	Model Number	List Price	Model Number	List Price
		DF Starter, 30"H X 20"D	79	H11-3020	\$1,797	T11-3020	\$1,152
		DF Adder, 30"H X 20"D	68	H11-3020A	\$1,495	T11-3020A	\$929
		DF Starter, 30"H X 24"D	90	H11-3024	\$1,797	T11-3024	\$1,152
		DF Adder, 30"H X 24"D	76	H11-3024A	\$1,495	T11-3024A	\$929
	<b>36" High</b>	Description	Wgt.	Model Number	List Price	Model Number	List Price
		DF Starter, 36"H X 20"D	90	H11-3620	1932	T11-3620	1253
		DF Adder, 36"H X 20"D	76	H11-3620A	1607	T11-3620A	1033
		DF Starter, 36"H X 24"D	103	H11-3624	1932	T11-3624	1253
		DF Adder, 36"H X 24"D	86	H11-3624A	1607	T11-3624A	1033
	<b>42" High</b>	Description	Wgt.	Model Number	List Price	Model Number	List Price
		DF Starter, 42"H X 20"D	100	H11-4220	\$2,068	T11-4220	\$1,350
		DF Adder, 42"H X 20"D	84	H11-4220A	\$1,718	T11-4220A	\$1,137
		DF Starter, 42"H X 24"D	115	H11-4224	\$2,068	T11-4224	\$1,350
		DF Adder, 42"H X 24"D	96	H11-4224A	\$1,718	T11-4224A	\$1,137
	<b>42" High Mobile</b>	Description	Wgt.	Model Number	List Price	Model Number	List Price
		DF Starter 42"H X 24"D	127	H11-4224-MOB	\$2,237	T11-4224-MOB	\$1,634
		DF Adder 42"H X 24"D	108	H11-4242A-MOB	\$1,999	T11-4224A-MOB	\$1,419
	<b>48" High</b>	Description	Wgt.	Model Number	List Price	Model Number	List Price
		DF Starter, 48"H X 20"D	105	H11-4820	\$2,068	T11-4820	\$1,535
		DF Adder, 48"H X 20"D	86	H11-4820A	\$1,718	T11-4820A	\$1,295
		DF Starter, 48"H X 24"D	121	H11-4824	\$2,068	T11-4824	\$1,535
		DF Adder, 48"H X 24"D	99	H11-4824A	\$1,718	T11-4824A	\$1,295
	<b>48" High Mobile</b>	Description	Wgt.	Model Number	List Price	Model Number	List Price
		DF Starter 48"H X 24"D	133	H11-4824-MOB	\$2,237	T11-4824-MOB	\$1,819
		DF Adder 48"H X 24"D	111	H11-4824A-MOB	\$1,999	T11-4824A-MOB	\$1,573
	<b>60" High</b>	Description	Wgt.	Model Number	List Price	Model Number	List Price
		DF Starter, 60"H X 20"D	125	H11-6020	\$2,520	T11-6020	\$1,639
		DF Adder, 60"H X 20"D	102	H11-6020A	\$2,120	T11-6020A	\$1,379
		DF Starter, 60"H X 24"D	144	H11-6024	\$2,520	T11-6024	\$1,639
		DF Adder, 60"H X 24"D	117	H11-6024A	\$2,120	T11-6024A	\$1,379
	<b>72" High</b>	Description	Wgt.	Model Number	List Price	Model Number	List Price
		DF Starter, 72"H X 20"D	151	H11-7220	\$3,074	T11-7220	\$2,248
		DF Adder, 72"H X 20"D	119	H11-7220A	\$2,528	T11-7220A	\$1,868
		DF Starter, 72"H X 24"D	176	H11-7224	\$3,074	T11-7224	\$2,248
		DF Adder, 72"H X 24"D	138	H11-7224A	\$2,528	T11-7224A	\$1,868


Prices and specifications subject to change without notice

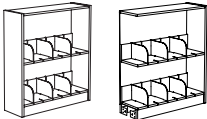
\* Benchmark Bookcases with **Steel Shelves** are shown beginning on page 7.

P-BENCHMARKSHELVING-240114

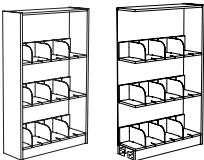
# Benchmark Standard Bookcases

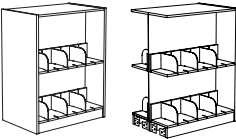
## Shelving

84" High	Description	Wgt.	Model Number	List Price	Model Number	List Price
	DF Starter, 84"H X 20"D	167	H11-8420	\$3,527	T11-8420	\$2,402
	DF Adder, 84"H X 20"D	135	H11-8420A	\$2,883	T11-8420A	\$1,989
	DF Starter, 84"H X 24"D	194	H11-8424	\$3,527	T11-8424	\$2,402
	DF Adder, 84"H X 24"D	156	H11-8424A	\$2,883	T11-8424A	\$1,989

Single Faced Picture Book						
42" High	Description	Wgt.	Model Number	List Price	Model Number	List Price
	SF Starter, 42"H X 12"D	72	H11-4212P	\$1,486	T11-4212P	\$1,165
	SF Adder, 42"H X 12"D	63	H11-4212PA	\$1,285	T11-4212PA	\$1,020

48" High	Description	Wgt.	Model Number	List Price	Model Number	List Price
	SF Starter, 48"H X 12"D	75	H11-4812P	\$1,486	T11-4812P	\$1,165
	SF Adder, 48"H X 12"D	64	H11-4812PA	\$1,285	T11-4812PA	\$1,020

60" High	Description	Wgt.	Model Number	List Price	Model Number	List Price
	SF Starter, 60"H X 12"D	94	H11-6012P	\$1,920	T11-6012P	\$1,454
	SF Adder, 60"H X 12"D	80	H11-6012PA	\$1,707	T11-6012PA	\$1,295

Double Faced Picture Book						
42" High	Description	Wgt.	High-Pressure Laminate		Melamine	
			Model Number	List Price	Model Number	List Price
	DF Starter, 42"H X 24"D	134	H11-4224P	\$2,919	T11-4224P	\$1,909
	DF Adder, 42"H X 24"D	115	H11-4224PA	\$2,271	T11-4224PA	\$1,503

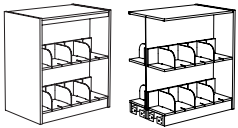
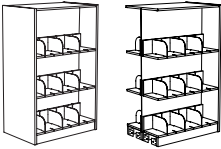
42" High Mobile	Description	Wgt.	Model Number	List Price	Model Number	List Price
	DF Starter 42"H X 24"D	146	H11-4224P-MOB	\$3,439	T11-4224P-MOB	\$2,114
	DF Adder 42"H X 24"D	127	H11-4224PA-MOB	\$2,461	T11-4224PA-MOB	\$1,724

Prices and specifications subject to change without notice

\* Benchmark Bookcases with **Steel Shelves** are shown beginning on page 7.

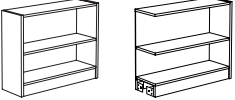
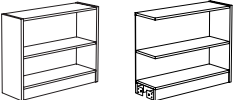
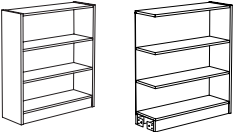
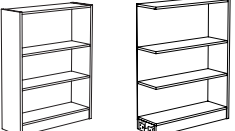
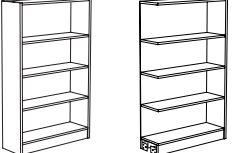
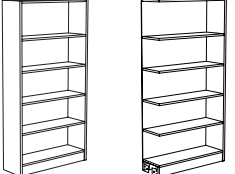
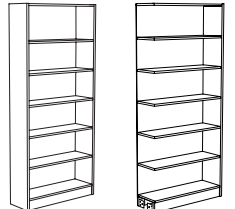
P-BENCHMARKSHELVING-240114

# Benchmark Standard Bookcases Shelving

48" High	Description	Wgt.	Model Number	List Price	Model Number	List Price
	DF Starter, 48"H X 24"D	140	H11-4824P	\$3,122	T11-4824P	\$2,320
	DF Adder, 48"H X 24"D	118	H11-4824PA	\$2,677	T11-4824PA	\$2,016
48" High Mobile	Description	Wgt.	Model Number	List Price	Model Number	List Price
	DF Starter 48"H X 24"D	152	H11-4824P-MOB	\$3,658	T11-4824P-MOB	\$2,509
	DF Adder 48"H X 24"D	130	H11-4824PA-MOB	\$2,850	T11-4824PA-MOB	\$2,216
60" High	Description	Wgt.	Model Number	List Price	Model Number	List Price
	DF Starter, 60"H X 24"D	174	H11-6024P	\$3,810	T11-6024P	\$2,475
	DF Adder, 60"H X 24"D	147	H11-6024PA	\$3,302	T11-6024PA	\$2,149

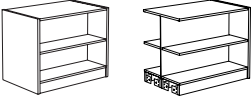
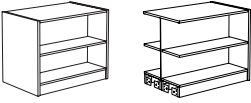
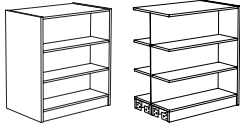
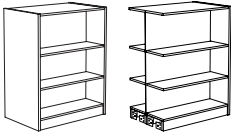


# Benchmark Standard Bookcases

## Shelving

Single Faced		High-Pressure Laminate			Melamine	
30" High	Description	Wgt.	Model Number	List Price	Model Number	List Price
	SF Starter, 30"H X 10"D	43	SBH11-3010	\$828	SBT11-3010	\$783
	SF Adder, 30"H X 10"D	37	SBH11-3010A	\$673	SBT11-3010A	\$673
	SF Starter, 30"H X 12"D	49	SBH11-3012	\$828	SBT11-3012	\$783
	SF Adder, 30"H X 12"D	42	SBH11-3012A	\$673	SBT11-3012A	\$673
36" High	Description	Wgt.	Model Number	List Price	Model Number	List Price
	SF Starter, 36"H X 10"D	49	SBH11-3610	\$828	SBT11-3610	\$774
	SF Adder, 36"H X 10"D	42	SBH11-3610A	\$687	SBT11-3610A	\$693
	SF Starter, 36"H X 12"D	56	SBH11-3612	\$855	SBT11-3612	\$792
	SF Adder, 36"H X 12"D	48	SBH11-3612A	\$700	SBT11-3612A	\$707
42" High	Description	Wgt.	Model Number	List Price	Model Number	List Price
	SF Starter, 42"H X 10"D	55	SBH11-4210	\$991	SBT11-4210	\$956
	SF Adder, 42"H X 10"D	47	SBH11-4210A	\$814	SBT11-4210A	\$824
	SF Starter, 42"H X 12"D	62	SBH11-4212	\$1,058	SBT11-4212	\$956
	SF Adder, 42"H X 12"D	53	SBH11-4212A	\$882	SBT11-4212A	\$824
48" High	Description	Wgt.	Model Number	List Price	Model Number	List Price
	SF Starter, 48"H X 10"D	59	SBH11-4810	\$991	SBT11-4810	\$956
	SF Adder, 48"H X 10"D	49	SBH11-4810A	\$814	SBT11-4810A	\$824
	SF Starter, 48"H X 12"D	66	SBH11-4812	\$1,058	SBT11-4812	\$956
	SF Adder, 48"H X 12"D	56	SBH11-4812A	\$882	SBT11-4812A	\$824
60" High	Description	Wgt.	Model Number	List Price	Model Number	List Price
	SF Starter, 60"H X 10"D	69	SBH11-6010	\$1,189	SBT11-6010	\$1,161
	SF Adder, 60"H X 10"D	58	SBH11-6010A	\$985	SBT11-6010A	\$1,010
	SF Starter, 60"H X 12"D	79	SBH11-6012	\$1,292	SBT11-6012	\$1,161
	SF Adder, 60"H X 12"D	65	SBH11-6012A	\$1,085	SBT11-6012A	\$1,010
72" High	Description	Wgt.	Model Number	List Price	Model Number	List Price
	SF Starter, 72"H X 10"D	84	SBH11-7210	\$1,524	SBT11-7210	\$1,524
	SF Adder, 72"H X 10"D	68	SBH11-7210A	\$1,231	SBT11-7210A	\$1,309
	SF Starter, 72"H X 12"D	97	SBH11-7212	\$1,662	SBT11-7212	\$1,524
	SF Adder, 72"H X 12"D	78	SBH11-7212A	\$1,368	SBT11-7212A	\$1,309
84" High	Description	Wgt.	Model Number	List Price	Model Number	List Price
	SF Starter, 84"H X 10"D	92	SBH11-8410	\$1,703	SBT11-8410	\$1,740
	SF Adder, 84"H X 10"D	76	SBH11-8410A	\$1,356	SBT11-8410A	\$1,493
	SF Starter, 84"H X 12"D	106	SBH11-8412	\$1,872	SBT11-8412	\$1,740
	SF Adder, 84"H X 12"D	87	SBH11-8412A	\$1,702	SBT11-8412A	\$1,493


# Benchmark Standard Bookcases

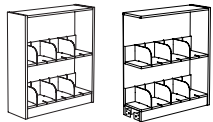
## Shelving

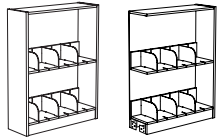
Double Faced				High-Pressure Laminate		Melamine	
30" High		Description	Wgt.	Model Number	List Price	Model Number	List Price
		DF Starter, 30"H X 20"D	79	SBH11-3020	\$1,498	SBT11-3020	\$1,307
		DF Adder, 30"H X 20"D	68	SBH11-3020A	\$1,230	SBT11-3020A	\$1,128
		DF Starter, 30"H X 24"D	90	SBH11-3024	\$1,498	SBT11-3024	\$1,307
		DF Adder, 30"H X 24"D	76	SBH11-3024A	\$1,230	SBT11-3024A	\$1,128
36" High		Description	Wgt.	Model Number	List Price	Model Number	List Price
		DF Starter, 36"H X 20"D	90	SBH11-3620	0	SBT11-3620	\$0
		DF Adder, 36"H X 20"D	76	SBH11-3620A	0	SBT11-3620A	\$0
		DF Starter, 36"H X 24"D	103	SBH11-3624	1653	SBT11-3624	\$1,318
		DF Adder, 36"H X 24"D	86	SBH11-3624A	1299	SBT11-3624A	\$1,141
42" High		Description	Wgt.	Model Number	List Price	Model Number	List Price
		DF Starter, 42"H X 20"D	100	SBH11-4220	\$1,798	SBT11-4220	\$1,445
		DF Adder, 42"H X 20"D	84	SBH11-4220A	\$1,473	SBT11-4220A	\$1,245
		DF Starter, 42"H X 24"D	115	SBH11-4224	\$1,798	SBT11-4224	\$1,445
		DF Adder, 42"H X 24"D	96	SBH11-4224A	\$1,473	SBT11-4224A	\$1,245
42" High Mobile		Description	Wgt.	Model Number	List Price	Model Number	List Price
		DF Starter 42"H X 24"D	127	SBH11-4224-MOB	\$2,058	SBT11-4224-MOB	\$1,706
		DF Adder 42"H X 24"D	108	SBH11-4224A-MOB	\$1,735	SBT11-4224A-MOB	\$1,508
48" High		Description	Wgt.	Model Number	List Price	Model Number	List Price
		DF Starter, 48"H X 20"D	105	SBH11-4820	\$0	SBT11-4820	\$1,641
		DF Adder, 48"H X 20"D	86	SBH11-4820A	\$0	SBT11-4820A	\$1,417
		DF Starter, 48"H X 24"D	121	SBH11-4824	\$1,799	SBT11-4824	\$1,641
		DF Adder, 48"H X 24"D	99	SBH11-4824A	\$1,473	SBT11-4824A	\$1,417
48" High Mobile		Description	Wgt.	Model Number	List Price	Model Number	List Price
		DF Starter 48"H X 24"D	133	SBH11-4824-MOB	\$2,059	SBT11-4824-MOB	\$1,903
		DF Adder 48"H X 24"D	111	SBH11-4824A-MOB	\$1,735	SBT11-4824A-MOB	\$1,677
60" High		Description	Wgt.	Model Number	List Price	Model Number	List Price
		DF Starter, 60"H X 20"D	125	SBH11-6020	\$2,158	SBT11-6020	\$1,812
		DF Adder, 60"H X 20"D	102	SBH11-6020A	\$1,783	SBT11-6020A	\$1,571
		DF Starter, 60"H X 24"D	144	SBH11-6024	\$2,158	SBT11-6024	\$1,812
		DF Adder, 60"H X 24"D	117	SBH11-6024A	\$1,783	SBT11-6024A	\$1,571
72" High		Description	Wgt.	Model Number	List Price	Model Number	List Price
		DF Starter, 72"H X 20"D	151	SBH11-7220	\$2,622	SBT11-7220	\$2,496
		DF Adder, 72"H X 20"D	119	SBH11-7220A	\$2,119	SBT11-7220A	\$2,142
		DF Starter, 72"H X 24"D	176	SBH11-7224	\$2,622	SBT11-7224	\$2,496
		DF Adder, 72"H X 24"D	138	SBH11-7224A	\$2,119	SBT11-7224A	\$2,142

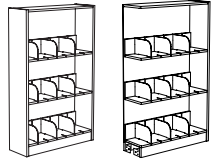


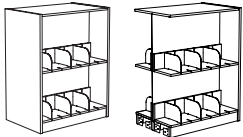
# Benchmark Standard Bookcases Shelving

84" High	Description	Wgt.	Model Number	List Price	Model Number	List Price
	DF Starter, 84"H X 20"D	167	SBH11-8420	\$2,981	SBT11-8420	\$2,718
	DF Adder, 84"H X 20"D	135	SBH11-8420A	\$2,383	SBT11-8420A	\$2,330
	DF Starter, 84"H X 24"D	194	SBH11-8424	\$2,981	SBT11-8424	\$2,718
	DF Adder, 84"H X 24"D	156	SBH11-8424A	\$2,382	SBT11-8424A	\$2,330

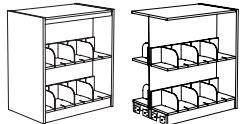
Single Faced Picture Book						
42" High	Description	Wgt.	Model Number	List Price	Model Number	List Price
	SF Starter, 42"H X 12"D	72	SBH11-4212P	\$1,241	SBT11-4212P	\$1,193
	SF Adder, 42"H X 12"D	63	SBH11-4212PA	\$1,056	SBT11-4212PA	\$1,071

48" High	Description	Wgt.	Model Number	List Price	Model Number	List Price
	SF Starter, 48"H X 12"D	75	SBH11-4812P	\$1,241	SBT11-4812P	\$1,193
	SF Adder, 48"H X 12"D	64	SBH11-4812PA	\$1,056	SBT11-4812PA	\$1,071

60" High	Description	Wgt.	Model Number	List Price	Model Number	List Price
	SF Starter, 60"H X 12"D	94	SBH11-6012P	\$1,579	SBT11-6012P	\$1,543
	SF Adder, 60"H X 12"D	80	SBH11-6012PA	\$1,379	SBT11-6012PA	\$1,416

Double Faced Picture Book		High-Pressure Laminate		Melamine		
42" High	Description	Wgt.	Model Number	List Price	Model Number	List Price
	DF Starter, 42"H X 24"D	134	SBH11-4224P	\$2,439	SBT11-4224P	\$1,956
	DF Adder, 42"H X 24"D	115	SBH11-4224PA	\$1,870	SBT11-4224PA	\$1,580

42" High Mobile	Description	Wgt.	Model Number	List Price	Model Number	List Price
	DF Starter 42"H X 24"D	146	SBH11-4224P-MOB	\$2,702	SBT11-4224P-MOB	\$2,220
	DF Adder 42"H X 24"D	127	SBH11-4224PA-MOB	\$2,133	SBT11-4224PA-MOB	\$1,842

48" High	Description	Wgt.	Model Number	List Price	Model Number	List Price
	DF Starter, 48"H X 24"D	140	SBH11-4824P	\$2,609	SBT11-4824P	\$2,379
	DF Adder, 48"H X 24"D	118	SBH11-4824PA	\$2,205	SBT11-4824PA	\$2,119

48" High Mobile	Description	Wgt.	Model Number	List Price	Model Number	List Price
	DF Starter 48"H X 24"D	152	SBH11-4824P-MOB	\$2,872	SBT11-4824P-MOB	\$2,644
	DF Adder 48"H X 24"D	130	SBH11-4824PA-MOB	\$2,466	SBT11-4824PA-MOB	\$2,379

# Benchmark Standard Bookcases Shelving

60" High	Description	Wgt.	Model Number	List Price	Model Number	List Price
	DF Starter, 60"H X 24"D	174	SBH11-6024P	\$3,131	SBT11-6024P	\$2,630
	DF Adder, 60"H X 24"D	147	SBH11-6024PA	\$2,670	SBT11-6024PA	\$2,352

HPL Shelves	Model Number	Description	Wgt.	List Price
	H11-10SH	10"D X 35"W		\$149
	H11-12SH	12"D X 35"W		\$149
	H11-12SH-MAG	Magazine, 12"D X 35"W		\$218
	H11-12SH-PB	Picture Book, 12"D X 35"W		\$320
	H11-12SH-PB-DIV	PB - DIVIDER ONLY		\$28

TFL Shelves	Model Number	Description	Wgt.	List Price
	T11-10SH	10"D X 35"W		\$112
	T11-12SH	12"D X 35"W		\$118
	T11-12SH-MAG	Magazine, 12"D X 35"W		\$162

Steel Shelves	Model Number	Description	Wgt.	List Price
	SB321-08SH	8"D X 34-15/16"W Flat Steel Bookcase Shelf	7	\$138
	SB321-10SH	10"D X 34-15/16"W Flat Steel Bookcase Shelf	9	\$138
	SB321-12SH	12"D X 34-15/16"W Flat Steel Bookcase Shelf	10	\$150
	SB321-14SH	14"D X 34-15/16"W Flat Steel Bookcase Shelf	14	\$167
	S21-12SH-MAG	Magazine, 12"D X 35"W	11	209
	S321-12SH-PB	Standard Steel Picture Book Shelf	16	\$252
	S321-12SH-PB-DIV	Standard Steel Picture Book Divider	0.5	\$27

Optional Valance	Model Number	Description	Wgt.	List Price
	11-35V	35" X 1-3/4"	2	\$39

Browser Bins	Model Number	Description	Wgt.	List Price
	S321-12SH-BB	12" 31, 21, 11 Series Steel Browser Bins shelf		\$292

Sliding Book Support	Model Number	Description	Wgt.	List Price
	21-BS10	10"L x 4:H Sliding Book Support for standard steel shelves	0.5	\$39

Set Up Charges and Upcharges for Non-Standard and Custom Finishes		
Model Number	Description	List Price
Group 2 Powder Coat	Set up charge, per color, per order, for Group 2 Powder Coat	\$329
Non-Standard PVC	Upcharge, per color, per order, for non-standard PVC	\$911
Custom Finish	Upcharge for custom stain finish	\$640
Non-Standard Stain	Upcharge for non-standard stains already matched	\$283
Sprayon Finish	Upcharge, per color, per order, for Sprayon finish	\$329

Leveling Glide Kits			
Model Number	Description	Wgt.	List Price
31-LK	Leveling glide kit/panel		\$16

\* Order 1 Kit for an adder, 2 Kits for a starter