


FULL TIME OTTOMANS

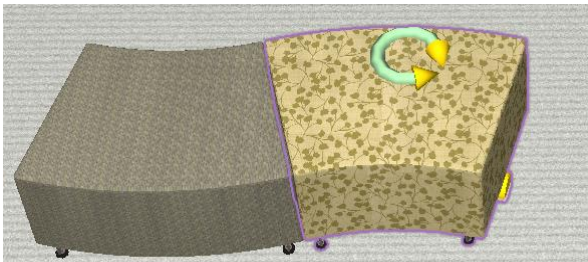
FTC CURVED (WEDGE) OTTOMANS

Can be arranged to form arc and serpentine arrangements (or a combination)

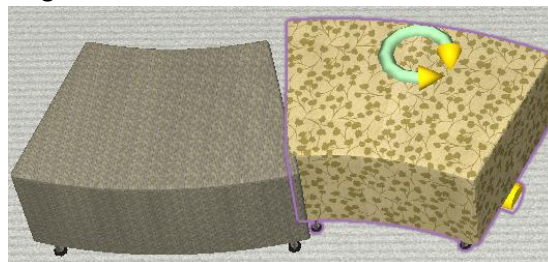


When two units are brought together, they will attach unpredictably. Changing the orientation is easy:

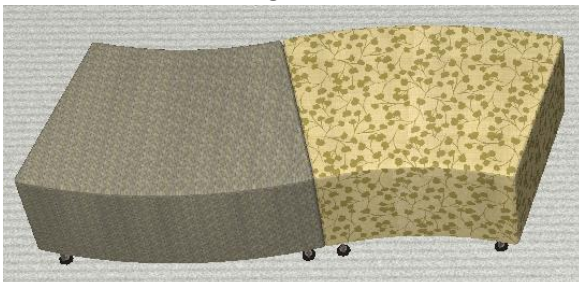
- Select the unit whose orientation you want to change:




- Temporarily disable snapping by holding down SHIFT




- Rotate the unit approximately 180°:
- Release SHIFT and drag the unit toward its mate. It will snap into place in the new orientation:





FTC ottomans will also snap to 24" D rectangular ottomans:




and 24" pentagon ottomans:

FULL TIME CRESCENT (SCO) OTTOMANS:

Crescent ottomans will snap to same diameter round ottomans:



They will only attach in one orientation and a round ottoman will



only accept one attachment. To create a "flower" groupings: you'll need to use the Polar Replicate tool or rotate and place additional SCO units by hand.