

### General Specifications

**Table Top:** Tops are 1-1/4" thick, three ply engineered wood construction with .050" high pressure laminate (HPL) and a phenolic backer sheet. The edges specified for this product are 3mm PVC ("C" prefix to the table size in the part number), 3mm hardwood ("E" prefix to the table size in the part number), 8mm hardwood ("F" prefix to the table size in the part number), 5/8" hardwood bullnose ("G" prefix to the table size in the part number), 5/8" bevel hardwood edge ("J" prefix to the table size in the part number), 1-1/4" hardwood bullnose ("L" prefix to the table size in the part number).

**X-Base:** Cast aluminum base has a 2-1/4" diameter column with bolted horizontal cast aluminum base and fabricated steel mounting plate .187" thick x 6"D x 8"W. Can be specified to be adjustable height via spring clip mechanism, range is 6". X-base models are available in single column, 4-post and 4-post panel versions. Bases are fitted with 1" diameter adjustable glides. Twin wheel locking casters are optional.

**T-Base:** Cast aluminum base has one 2-1/4" diameter column with bolted horizontal cast aluminum base and fabricated steel mounting plate .187" thick x 6"D x 8"W. T-base models are available in single T and TT versions. Bases are fitted with 1" diameter adjustable glides. Twin wheel locking casters are optional. For "inset" legs, which allow for a person to be seated at each end of the table, please add "-I" to the end of the model number.

There is no additional charge for inset legs.

**Flip Top Mechanism:** Two-part steel mechanism is joined via a pivot system. Upper component attaches to underside of work surface using 1" #12 wood screws. Lower component bolts to leg frame via a threaded insert. Flip top mechanism is only available on single column bases (Indicated with a check mark in the far right column in the pricing tables below).

**Finish:** See mediatechnologies Finish and Color Guide for choices.



Round DX-



Round D4X-



Round D4XPB-



Square DX-



Square D4X-



Square D4XPB-



Rectangle DT-



Sprocket Top D3T-



Beanie Top DT-



Flair Top DT-



Wave Top DT-



Crescent Top D3T-

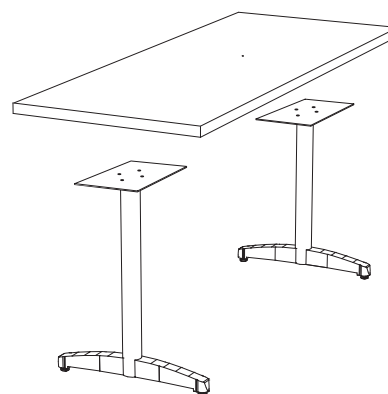


Roungle Top D3T-







DERBY Tables are available with adjustable glides and with combinations of twin wheel locking casters.

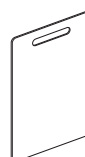
Flip-top mechanisms are available for some DERBY Tables. Check the model for availability.

Prices and specifications subject to change without notice



### STANDARD EDGE BANDS

-  3MM PVC EDGE
-  E 3MM WOOD EDGE
-  F 8MM WOOD EDGE
-  G 5/8" WOOD BULLNOSE EDGE
-  J 5/8" WOOD BEVEL EDGE
-  L 1-1/4" WOOD BULLNOSE EDGE



Surfboard Markerboard and Accessories			
Model Number	Description	Wgt	List Price
SFB-1824	Surfboard Marker Board, 18"W x 24"L		\$225
SFB-1824-8PACK	(8) Surfboard Markerboards		\$1,546
SFB-1824-5PACK	(5) Surfboard Markerboards		\$987
SFB-SMB	Table Side Mounting Bracket for Surfboard - available in full range of powder coat colors.		\$85
SFB-TMB	Table Top Mounting Bracket for Surfboard - available in black		\$85
HTSBB	Surfboard hanging bracket for elements track.		\$82

Available Separately

Surfboard Cart			
Model Number	Description	Wgt	List Price
SFBC-2446-55-MOB	Surfboard Cart, 24"D x 45.5"W x 54.5"H, Mobile	200	\$3,283

# ROUND DERBY

## Tables



					Round Tables							
Model Number	Description	Wt	List Price		Model Number	Wt	List Price		Model Number	Wt	List Price	
				3mm PVC Edge					3mm PVC Edge, with 4 casters			
									3mm PVC Edge, with Flip-top and 4 casters			
DX26-C0036-29	36" Diameter Table x 29"H, 26" X base	53	\$1,027		DX26-C0036-29-4C	55	\$1,114		DX26-C0036-FT-29-4C	55	\$1,705	
DX26-C0036-36	36" Diameter Table x 36"H, 26" X base	53	\$1,209		DX26-C0036-36-4C	55	\$1,295		DX26-C0036-FT-36-4C	55	\$1,886	
DX26-C0036-42	36" Diameter Table x 42"H, 26" X base	53	\$1,209		DX26-C0036-42-4C	55	\$1,295		DX26-C0036-FT-42-4C	55	\$1,886	
DX33-C0042-29	42" Diameter Table x 29"H, 33" X base	64	\$1,103		DX33-C0042-29-4C	66	\$1,190		DX33-C0042-FT-29-4C	66	\$1,780	
DX33-C0042-36	42" Diameter Table x 36"H, 33" X base	64	\$1,284		DX33-C0042-36-4C	66	\$1,371		DX33-C0042-FT-36-4C	66	\$1,962	
DX33-C0042-42	42" Diameter Table x 42"H, 33" X base	64	\$1,284		DX33-C0042-42-4C	66	\$1,371		DX33-C0042-FT-42-4C	66	\$1,962	
D4X38-C0048-29	48" Diameter Table x 29"H, 38" 4X base	83	\$1,784		D4X38-C0048-29-4C	85	\$1,871					
D4X38-C0060-29	60" Diameter Table x 29"H, 38" 4X base	112	\$1,984		D4X38-C0060-29-4C	114	\$2,070					
D4XPB51-C0060-29	60" Diameter Table x 29"H, 51" 4X Panel base		\$3,865		D4XPB51-C0060-29-4C		\$3,952					



					8mm Wood Edge					8mm Wood Edge, with 4 casters					8mm Wood Edge, with Flip-top and 4 casters				
DX26-F0036-29	36" Diameter Table x 29"H, 26" X base	53	\$1,192		DX26-F0036-29-4C	55	\$1,278		DX26-F0036-FT-29-4C	55	\$1,869								
DX26-F0036-36	36" Diameter Table x 36"H, 26" X base	53	\$1,373		DX26-F0036-36-4C	55	\$1,459		DX26-F0036-FT-36-4C	55	\$2,050								
DX26-F0036-42	36" Diameter Table x 42"H, 26" X base	53	\$1,373		DX26-F0036-42-4C	55	\$1,459		DX26-F0036-FT-42-4C	55	\$2,050								
DX33-F0042-29	42" Diameter Table x 29"H, 33" X base	64	\$1,403		DX33-F0042-29-4C	66	\$1,489		DX33-F0042-FT-29-4C	66	\$2,079								
DX33-F0042-36	42" Diameter Table x 36"H, 33" X base	64	\$1,585		DX33-F0042-36-4C	66	\$1,671		DX33-F0042-FT-36-4C	66	\$2,262								
DX33-F0042-42	42" Diameter Table x 42"H, 33" X base	64	\$1,585		DX33-F0042-42-4C	66	\$1,671		DX33-F0042-FT-42-4C	66	\$2,262								
D4X38-F0048-29	48" Diameter Table x 29"H, 38" 4X base	83	\$2,085		D4X38-F0048-29-4C	85	\$2,171												
D4X38-F0060-29	60" Diameter Table x 29"H, 38" 4X base	112	\$2,367		D4X38-F0060-29-4C	114	\$2,454												
D4XPB51-F0060-29	60" Diameter Table x 29"H, 51" 4X Panel base		\$4,206		D4XPB51-F0060-29-4C		\$4,293												



					5/8" Wood Bullnose Edge					5/8" Wood Bullnose Edge, with 4 casters					5/8" Wood Bullnose Edge, with Flip-top and 4 casters				
DX26-G0036-29	36" Diameter Table x 29"H, 26" X base	53	\$1,260		DX26-G0036-29-4C	55	\$1,348		DX26-G0036-FT-29-4C	55	\$1,938								
DX26-G0036-36	36" Diameter Table x 36"H, 26" X base	53	\$1,442		DX26-G0036-36-4C	55	\$1,529		DX26-G0036-FT-36-4C	55	\$2,119								
DX26-G0036-42	36" Diameter Table x 42"H, 26" X base	53	\$1,442		DX26-G0036-42-4C	55	\$1,529		DX26-G0036-FT-42-4C	55	\$2,119								
DX33-G0042-29	42" Diameter Table x 29"H, 33" X base	64	\$1,484		DX33-G0042-29-4C	66	\$1,570		DX33-G0042-FT-29-4C	66	\$2,162								
DX33-G0042-36	42" Diameter Table x 36"H, 33" X base	64	\$1,665		DX33-G0042-36-4C	66	\$1,751		DX33-G0042-FT-36-4C	66	\$2,342								
DX33-G0042-42	42" Diameter Table x 42"H, 33" X base	64	\$1,665		DX33-G0042-42-4C	66	\$1,751		DX33-G0042-FT-42-4C	66	\$2,342								
D4X38-G0048-29	48" Diameter Table x 29"H, 38" 4X base	83	\$2,160		D4X38-G0048-29-4C	85	\$2,247												
D4X38-G0060-29	60" Diameter Table x 29"H, 38" 4X base	112	\$2,440		D4X38-G0060-29-4C	114	\$2,527												
D4XPB51-G0060-29	60" Diameter Table x 29"H, 51" 4X Panel base		\$4,283		D4XPB51-G0060-29-4C		\$4,369												



					5/8" Bevel Wood Edge					5/8" Bevel Wood Edge, with 4 casters					5/8" Bevel Wood Edge, with Flip-top and 4 casters				
DX26-J0036-29	36" Diameter Table x 29"H, 26" X base	53	\$1,260		DX26-J0036-29-4C	55	\$1,348		DX26-J0036-FT-29-4C	55	\$1,938								
DX26-J0036-36	36" Diameter Table x 36"H, 26" X base	53	\$1,442		DX26-J0036-36-4C	55	\$1,529		DX26-J0036-FT-36-4C	55	\$2,119								
DX26-J0036-42	36" Diameter Table x 42"H, 26" X base	53	\$1,442		DX26-J0036-42-4C	55	\$1,529		DX26-J0036-FT-42-4C	55	\$2,119								
DX33-J0042-29	42" Diameter Table x 29"H, 33" X base	64	\$1,484		DX33-J0042-29-4C	66	\$1,570		DX33-J0042-FT-29-4C	66	\$2,162								
DX33-J0042-36	42" Diameter Table x 36"H, 33" X base	64	\$1,665		DX33-J0042-36-4C	66	\$1,751		DX33-J0042-FT-36-4C	66	\$2,342								
DX33-J0042-42	42" Diameter Table x 42"H, 33" X base	64	\$1,665		DX33-J0042-42-4C	66	\$1,751		DX33-J0042-FT-42-4C	66	\$2,342								
D4X38-J0048-29	48" Diameter Table x 29"H, 38" 4X base	83	\$2,160		D4X38-J0048-29-4C	85	\$2,247												
D4X38-J0060-29	60" Diameter Table x 29"H, 38" 4X base	112	\$2,440		D4X38-J0060-29-4C	114	\$2,527												
D4XPB51-J0060-29	60" Diameter Table x 29"H, 51" 4X Panel base		\$4,196		D4XPB51-J0060-29-4C		\$4,283												



					1-1/4" Wood Bullnose Edge					1-1/4" Wood Bullnose Edge, with 4 casters					1-1/4" Wood Bullnose Edge, with Flip-top and 4 casters				
DX26-L0036-29	36" Diameter Table x 29"H, 26" X base	53	\$1,363		DX26-L0036-29-4C	55	\$1,448		DX26-L0036-FT-29-4C	55	\$1,957								
DX26-L0036-36	36" Diameter Table x 36"H, 26" X base	53	\$1,544		DX26-L0036-36-4C	55	\$1,630		DX26-L0036-FT-36-4C	55	\$2,132								
DX26-L0036-42	36" Diameter Table x 42"H, 26" X base	53	\$1,544		DX26-L0036-42-4C	55	\$1,630		DX26-L0036-FT-42-4C	55	\$2,132								
DX33-L0042-29	42" Diameter Table x 29"H, 33" X base	64	\$1,598		DX33-L0042-29-4C	66	\$1,685		DX33-L0042-FT-29-4C	66	\$2,185								
DX33-L0042-36	42" Diameter Table x 36"H, 33" X base	64	\$1,780		DX33-L0042-36-4C	66	\$1,867		DX33-L0042-FT-36-4C	66	\$2,358								
DX33-L0042-42	42" Diameter Table x 42"H, 33" X base	64	\$1,780		DX33-L0042-42-4C	66	\$1,867		DX33-L0042-FT-42-4C	66	\$2,358								
D4X38-L0048-29	48" Diameter Table x 29"H, 38" 4X base	83	\$2,274		D4X38-L0048-29-4C	85	\$2,360												
D4X38-L0060-29	60" Diameter Table x 29"H, 38" 4X base	112	\$2,574		D4X38-L0060-29-4C	114	\$2,662												
D4XPB51-L0060-29	60" Diameter Table x 29"H, 51" 4X Panel base		\$4,404		D4XPB51-L0060-29-4C		\$4,490												



						Square Tables			
Model Number	Description	Wt	List Price	Model Number	Wt	List Price	Model Number	Wt	List Price
							3mm PVC Edges, with 4 casters		
							3mm PVC Edges, with Flip-top and 4 casters		
DX33-C3636-29	36"D x 36"W x 29"H, 33" X base	60	\$1,068	DX33-C3636-29-4C	62	\$1,154	DX33-C3636-FT-29-4C	62	\$1,746
DX33-C3636-36	36"D x 36"W x 36"H, 33" X base	60	\$1,249	DX33-C3636-36-4C	62	\$1,335	DX33-C3636-FT-36-4C	62	\$1,927
DX33-C3636-42	36"D x 36"W x 42"H, 33" X base	60	\$1,249	DX33-C3636-42-4C	62	\$1,335	DX33-C3636-FT-42-4C	62	\$1,927
DX38-C4242-29	42"D x 42"W x 29"H, 38" X base	75	\$1,119	DX38-C4242-29-4C	77	\$1,206	DX38-C4242-FT-29-4C	77	\$1,797
DX38-C4242-36	42"D x 42"W x 36"H, 38" X base	75	\$1,302	DX38-C4242-36-4C	77	\$1,388	DX38-C4242-FT-36-4C	77	\$1,979
DX38-C4242-42	42"D x 42"W x 42"H, 38" X base	75	\$1,302	DX38-C4242-42-4C	77	\$1,388	DX38-C4242-FT-42-4C	77	\$1,979
D4X38-C4848-29	48"D x 48"W x 29"H, 38" 4X base	97	\$1,789	D4X38-C4848-29-4C	99	\$1,876			
D4X38-C6060-29	60"D x 60"W x 29"H, 38" 4X base	135	\$1,990	D4X38-C6060-29-4C	137	\$2,076			
D4XPB51-C6060-29	60"D x 60"W x 29"H, 51" 4X Panel base		\$3,851	D4XPB51-C6060-29-4C		\$3,937			

Radiused Corners with 3mm PVC Edges			
DX33-C3636R-29	36"D x 36"W x 29"H, 33" X base	60	\$1,138
DX33-C3636R-36	36"D x 36"W x 36"H, 33" X base	60	\$1,320
DX33-C3636R-42	36"D x 36"W x 42"H, 33" X base	60	\$1,320
DX38-C4242R-29	42"D x 42"W x 29"H, 38" X base	75	\$1,191
DX38-C4242R-36	42"D x 42"W x 36"H, 38" X base	75	\$1,372
DX38-C4242R-42	42"D x 42"W x 42"H, 38" X base	75	\$1,372
D4X38-C4848R-29	48"D x 48"W x 29"H, 38" 4X base	97	\$1,828
D4X38-C6060R-29	60"D x 60"W x 29"H, 38" 4X base	135	\$2,058
D4XPB51-C6060R-29	60"D x 60"W x 29"H, 51" 4X Panel base		\$3,937

Radiused Corners with 3mm PVC Edges, with 4 casters			
DX33-C3636R-29-4C		62	\$1,225
DX33-C3636R-36-4C		62	\$1,407
DX33-C3636R-42-4C		62	\$1,407
DX38-C4242R-29-4C		77	\$1,277
DX38-C4242R-36-4C		77	\$1,458
DX38-C4242R-42-4C		77	\$1,458
D4X38-C4848R-29-4C		99	\$1,914
D4X38-C6060R-29-4C		137	\$2,145
D4XPB51-C6060R-29-4C			\$4,024

Radiused Corners with 3mm PVC Edges, with Flip-top and 4 casters			
DX33-C3636R-FT-29-4C		62	\$1,815
DX33-C3636R-FT-36-4C		62	\$1,996
DX33-C3636R-FT-42-4C		62	\$1,996
DX38-C4242R-FT-29-4C		77	\$1,868
DX38-C4242R-FT-36-4C		77	\$2,049
DX38-C4242R-FT-42-4C		77	\$2,049

3mm Wood Edges			
DX33-E3636-29	36"D x 36"W x 29"H, 33" X base	60	\$1,211
DX33-E3636-36	36"D x 36"W x 36"H, 33" X base	60	\$1,392
DX33-E3636-42	36"D x 36"W x 42"H, 33" X base	60	\$1,392
DX38-E4242-29	42"D x 42"W x 29"H, 38" X base	75	\$1,266
DX38-E4242-36	42"D x 42"W x 36"H, 38" X base	75	\$1,446
DX38-E4242-42	42"D x 42"W x 42"H, 38" X base	75	\$1,446
D4X38-E4848-29	48"D x 48"W x 29"H, 38" 4X base	97	\$1,902
D4X38-E6060-29	60"D x 60"W x 29"H, 38" 4X base	135	\$2,174
D4XPB51-E6060-29	60"D x 60"W x 29"H, 51" 4X Panel base		\$4,047

3mm Wood Edges, with 4 casters			
DX33-E3636-29-4C		62	\$1,298
DX33-E3636-36-4C		62	\$1,479
DX33-E3636-42-4C		62	\$1,479
DX38-E4242-29-4C		77	\$1,352
DX38-E4242-36-4C		77	\$1,533
DX38-E4242-42-4C		77	\$1,533
D4X38-E4848-29-4C		99	\$1,988
D4X38-E6060-29-4C		137	\$2,259
D4XPB51-E6060-29-4C			\$4,134

3mm Wood Edges, with Flip-top and 4 casters			
DX33-E3636-FT-29-4C		62	\$1,889
DX33-E3636-FT-36-4C		62	\$2,070
DX33-E3636-FT-42-4C		62	\$2,070
DX38-E4242-FT-29-4C		77	\$1,943
DX38-E4242-FT-36-4C		77	\$2,124
DX38-E4242-FT-42-4C		77	\$2,124

8mm Wood Edges			
DX33-F3636-29	36"D x 36"W x 29"H, 33" X base	60	\$1,211
DX33-F3636-36	36"D x 36"W x 36"H, 33" X base	60	\$1,392
DX33-F3636-42	36"D x 36"W x 42"H, 33" X base	60	\$1,392
DX38-F4242-29	42"D x 42"W x 29"H, 38" X base	75	\$1,266
DX38-F4242-36	42"D x 42"W x 36"H, 38" X base	75	\$1,446
DX38-F4242-42	42"D x 42"W x 42"H, 38" X base	75	\$1,446
D4X38-F4848-29	48"D x 48"W x 29"H, 38" 4X base	97	\$1,902
D4X38-F6060-29	60"D x 60"W x 29"H, 38" 4X base	135	\$2,174
D4XPB51-F6060-29	60"D x 60"W x 29"H, 51" 4X Panel base		\$4,047

8mm Wood Edges, with 4 casters			
DX33-F3636-29-4C		62	\$1,298
DX33-F3636-36-4C		62	\$1,479
DX33-F3636-42-4C		62	\$1,479
DX38-F4242-29-4C		77	\$1,352
DX38-F4242-36-4C		77	\$1,533
DX38-F4242-42-4C		77	\$1,533
D4X38-F4848-29-4C		99	\$1,988
D4X38-F6060-29-4C		137	\$2,259
D4XPB51-F6060-29-4C			\$4,134

8mm Wood Edges, with Flip-top and 4 casters			
DX33-F3636-FT-29-4C		62	\$1,889
DX33-F3636-FT-36-4C		62	\$2,070
DX33-F3636-FT-42-4C		62	\$2,070
DX38-F4242-FT-29-4C		77	\$1,943
DX38-F4242-FT-36-4C		77	\$2,124
DX38-F4242-FT-42-4C		77	\$2,124

Wire Management Base (Single column only)			
Add Suffix to Model Number	Description	Wgt	List Price
-P	Wire Management base		Add \$359

Set Up Charges and Upcharges for Non-Standard and Custom Finishes		
Model Number	Description	List Price
Group 2 Powder Coat	Set up charge, per color, per order, for Group 2 Powder Coat	\$329
Non-Standard PVC	Upcharge, per color, per order, for non-standard PVC	\$911

- Required to order:** Model # including options if applicable
- HPL selection
  - PVC selection or wood edge finish
  - powder coat color.

Prices and specifications subject to change without notice

P-DERBY-240114



### Square Tables (continued)

Model Number	Description	Wt	List Price	Model Number	Wt	List Price	Model Number	Wt	List Price
<b>5/8" Wood Bullnose Edges</b>			<b>5/8" Wood Bullnose Edges, with 4 casters</b>			<b>5/8" Wood Bullnose Edges, with Flip-top and 4 casters</b>			
DX33-G3636-29	36"D x 36"W x 29"H, 33" X base	60	\$1,158	DX33-G3636-29-4C	62	\$1,246	DX33-G3636-FT-29-4C	62	\$1,836
DX33-G3636-36	36"D x 36"W x 36"H, 33" X base	60	\$1,340	DX33-G3636-36-4C	62	\$1,427	DX33-G3636-FT-36-4C	62	\$2,017
DX33-G3636-42	36"D x 36"W x 42"H, 33" X base	60	\$1,340	DX33-G3636-42-4C	62	\$1,427	DX33-G3636-FT-42-4C	62	\$2,017
DX38-G4242-29	42"D x 42"W x 29"H, 38" X base	75	\$1,391	DX38-G4242-29-4C	77	\$1,478	DX38-G4242-FT-29-4C	77	\$2,069
DX38-G4242-36	42"D x 42"W x 36"H, 38" X base	75	\$1,572	DX38-G4242-36-4C	77	\$1,658	DX38-G4242-FT-36-4C	77	\$2,250
DX38-G4242-42	42"D x 42"W x 42"H, 38" X base	75	\$1,572	DX38-G4242-42-4C	77	\$1,658	DX38-G4242-FT-42-4C	77	\$2,250
D4X38-G4848-29	48"D x 48"W x 29"H, 38" 4X base	97	\$2,030	D4X38-G4848-29-4C	99	\$2,116			
D4X38-G6060-29	60"D x 60"W x 29"H, 38" 4X base	135	\$2,297	D4X38-G6060-29-4C	137	\$2,384			
D4XPB51-G6060-29	60"D x 60"W x 29"H, 51" 4X Panel base		\$4,160	D4XPB51-G6060-29-4C		\$4,247			

<b>5/8" Bevel Wood Edges</b>			<b>5/8" Bevel Wood Edges, with 4 casters</b>			<b>5/8" Bevel Wood Edges, with Flip-top and 4 casters</b>			
DX33-J3636-29	36"D x 36"W x 29"H, 33" X base	60	\$1,234	DX33-J3636-29-4C	62	\$1,322	DX33-J3636-FT-29-4C	62	\$1,912
DX33-J3636-36	36"D x 36"W x 36"H, 33" X base	60	\$1,415	DX33-J3636-36-4C	62	\$1,503	DX33-J3636-FT-36-4C	62	\$2,093
DX33-J3636-42	36"D x 36"W x 42"H, 33" X base	60	\$1,415	DX33-J3636-42-4C	62	\$1,503	DX33-J3636-FT-42-4C	62	\$2,093
DX38-J4242-29	42"D x 42"W x 29"H, 38" X base	75	\$1,391	DX38-J4242-29-4C	77	\$1,478	DX38-J4242-FT-29-4C	77	\$2,069
DX38-J4242-36	42"D x 42"W x 36"H, 38" X base	75	\$1,572	DX38-J4242-36-4C	77	\$1,658	DX38-J4242-FT-36-4C	77	\$2,250
DX38-J4242-42	42"D x 42"W x 42"H, 38" X base	75	\$1,572	DX38-J4242-42-4C	77	\$1,658	DX38-J4242-FT-42-4C	77	\$2,250
D4X38-J4848-29	48"D x 48"W x 29"H, 38" 4X base	97	\$2,030	D4X38-J4848-29-4C	99	\$2,116			
D4X38-J6060-29	60"D x 60"W x 29"H, 38" 4X base	135	\$2,297	D4X38-J6060-29-4C	137	\$2,384			
D4XPB51-J6060-29	60"D x 60"W x 29"H, 51" 4X Panel base		\$4,160	D4XPB51-J6060-29-4C		\$4,247			

<b>1-1/4" Wood Bullnose Edges</b>			<b>1-1/4" Wood Bullnose Edges, with 4 casters</b>			<b>1-1/4" Wood Bullnose Edges, with Flip-top and 4 casters</b>			
DX33-L3636-29	36"D x 36"W x 29"H, 33" X base	60	\$1,234	DX33-L3636-29-4C	62	\$1,322	DX33-L3636-FT-29-4C	62	\$1,912
DX33-L3636-36	36"D x 36"W x 36"H, 33" X base	60	\$1,415	DX33-L3636-36-4C	62	\$1,503	DX33-L3636-FT-36-4C	62	\$2,093
DX33-L3636-42	36"D x 36"W x 42"H, 33" X base	60	\$1,415	DX33-L3636-42-4C	62	\$1,503	DX33-L3636-FT-42-4C	62	\$2,093
DX38-L4242-29	42"D x 42"W x 29"H, 38" X base	75	\$1,472	DX38-L4242-29-4C	77	\$1,558	DX38-L4242-FT-29-4C	77	\$2,149
DX38-L4242-36	42"D x 42"W x 36"H, 38" X base	75	\$1,653	DX38-L4242-36-4C	77	\$1,740	DX38-L4242-FT-36-4C	77	\$2,331
DX38-L4242-42	42"D x 42"W x 42"H, 38" X base	75	\$1,653	DX38-L4242-42-4C	77	\$1,740	DX38-L4242-FT-42-4C	77	\$2,331
D4X38-L4848-29	48"D x 48"W x 29"H, 38" 4X base	97	\$2,118	D4X38-L4848-29-4C	99	\$2,205			
D4X38-L6060-29	60"D x 60"W x 29"H, 38" 4X base	135	\$2,400	D4X38-L6060-29-4C	137	\$2,487			
D4XPB51-L6060-29	60"D x 60"W x 29"H, 51" 4X Panel base		\$4,253	D4XPB51-L6060-29-4C		\$4,339			

### Wire Management Base (Single column only)

Add Suffix to Model Number	Description	Wgt	List Price
-P	Wire Management base		Add \$359

### Set Up Charges and Upcharges for Non-Standard and Custom Finishes

Model Number	Description	List Price
Group 2 Powder Coat	Set up charge, per color, per order, for Group 2 Powder Coat	\$329
Non-Standard PVC	Upcharge, per color, per order, for non-standard PVC	\$911

### Required to order: Model # including options if applicable

- HPL selection
- PVC selection or wood edge finish
- powder coat color.

# RECTANGLE DERBY

## Tables



3MM PVC EDGE

				Rectangle Tables								
Model Number	Description	Wgt	List Price	Model Number	Wt	List Price	Model Number	Wt	List Price			
3mm PVC Edges				3mm PVC Edges with 2 Casters		3mm PVC Edges with 4 Casters		3mm PVC Edges with Flip-top and 4 Casters				
DT20-C2436-29	24"D x 36"W x 29"H 20" T base	47	\$890	DT20-C2436-29-2C	48	\$934	DT20-C2436-29-4C	49	\$977	DT20-C2436-FT-29-4C	49	\$1,429
DT20-C2448-29	24"D x 48"W x 29"H 20" T base	56	\$947	DT20-C2448-29-2C	57	\$991	DT20-C2448-29-4C	58	\$1,034	DT20-C2448-FT-29-4C	58	\$1,485
DT20-C2460-29	24"D x 60"W x 29"H 20" T base	64	\$994	DT20-C2460-29-2C	65	\$1,038	DT20-C2460-29-4C	66	\$1,082	DT20-C2460-FT-29-4C	66	\$1,532
DT20-C2472-29	24"D x 72"W x 29"H 20" T base	72	\$1,049	DT20-C2472-29-2C	73	\$1,093	DT20-C2472-29-4C	74	\$1,136	DT20-C2472-FT-29-4C	74	\$1,588
DT20-C2436-36	24"D x 36"W x 36"H 20" T base	47	\$1,071	DT20-C2436-36-2C	48	\$1,115	DT20-C2436-36-4C	49	\$1,157	DT20-C2436-FT-36-4C	49	\$1,610
DT20-C2448-36	24"D x 48"W x 36"H 20" T base	56	\$1,128	DT20-C2448-36-2C	57	\$1,172	DT20-C2448-36-4C	58	\$1,215	DT20-C2448-FT-36-4C	58	\$1,666
DT20-C2460-36	24"D x 60"W x 36"H 20" T base	64	\$1,175	DT20-C2460-36-2C	65	\$1,219	DT20-C2460-36-4C	66	\$1,262	DT20-C2460-FT-36-4C	66	\$1,714
DT20-C2472-36	24"D x 72"W x 36"H 20" T base	72	\$1,231	DT20-C2472-36-2C	73	\$1,275	DT20-C2472-36-4C	74	\$1,316	DT20-C2472-FT-36-4C	74	\$1,769
DT20-C2436-42	24"D x 36"W x 42"H 20" T base	47	\$1,071	DT20-C2436-42-2C	48	\$1,115	DT20-C2436-42-4C	49	\$1,157	DT20-C2436-FT-42-4C	49	\$1,610
DT20-C2448-42	24"D x 48"W x 42"H 20" T base	56	\$1,128	DT20-C2448-42-2C	57	\$1,172	DT20-C2448-42-4C	58	\$1,215	DT20-C2448-FT-42-4C	58	\$1,666
DT20-C2460-42	24"D x 60"W x 42"H 20" T base	64	\$1,175	DT20-C2460-42-2C	65	\$1,219	DT20-C2460-42-4C	66	\$1,262	DT20-C2460-FT-42-4C	66	\$1,714
DT20-C2472-42	24"D x 72"W x 42"H 20" T base	72	\$1,231	DT20-C2472-42-2C	73	\$1,275	DT20-C2472-42-4C	74	\$1,316	DT20-C2472-FT-42-4C	74	\$1,769
DT26-C3036-29	30"D x 36"W x 29"H 26" T base	54	\$960	DT26-C3036-29-2C	55	\$1,005	DT26-C3036-29-4C	56	\$1,047	DT26-C3036-FT-29-4C	56	\$1,498
DT26-C3048-29	30"D x 48"W x 29"H 26" T base	64	\$1,030	DT26-C3048-29-2C	65	\$1,073	DT26-C3048-29-4C	66	\$1,116	DT26-C3048-FT-29-4C	66	\$1,568
DT26-C3060-29	30"D x 60"W x 29"H 26" T base	75	\$1,087	DT26-C3060-29-2C	76	\$1,130	DT26-C3060-29-4C	77	\$1,173	DT26-C3060-FT-29-4C	77	\$1,624
DT26-C3072-29	30"D x 72"W x 29"H 26" T base	85	\$1,153	DT26-C3072-29-2C	86	\$1,197	DT26-C3072-29-4C	87	\$1,240	DT26-C3072-FT-29-4C	87	\$1,692
DT26-C3036-36	30"D x 36"W x 36"H 26" T base	54	\$1,142	DT26-C3036-36-2C	55	\$1,185	DT26-C3036-36-4C	56	\$1,228	DT26-C3036-FT-36-4C	56	\$1,679
DT26-C3048-36	30"D x 48"W x 36"H 26" T base	64	\$1,211	DT26-C3048-36-2C	65	\$1,255	DT26-C3048-36-4C	66	\$1,298	DT26-C3048-FT-36-4C	66	\$1,749
DT26-C3060-36	30"D x 60"W x 36"H 26" T base	75	\$1,268	DT26-C3060-36-2C	76	\$1,311	DT26-C3060-36-4C	77	\$1,354	DT26-C3060-FT-36-4C	77	\$1,806
DT26-C3072-36	30"D x 72"W x 36"H 26" T base	85	\$1,334	DT26-C3072-36-2C	86	\$1,378	DT26-C3072-36-4C	87	\$1,420	DT26-C3072-FT-36-4C	87	\$1,873
DT26-C3036-42	30"D x 36"W x 42"H 26" T base	54	\$1,142	DT26-C3036-42-2C	55	\$1,185	DT26-C3036-42-4C	56	\$1,228	DT26-C3036-FT-42-4C	56	\$1,679
DT26-C3048-42	30"D x 48"W x 42"H 26" T base	64	\$1,211	DT26-C3048-42-2C	65	\$1,255	DT26-C3048-42-4C	66	\$1,298	DT26-C3048-FT-42-4C	66	\$1,749
DT26-C3060-42	30"D x 60"W x 42"H 26" T base	75	\$1,268	DT26-C3060-42-2C	76	\$1,311	DT26-C3060-42-4C	77	\$1,354	DT26-C3060-FT-42-4C	77	\$1,806
DT26-C3072-42	30"D x 72"W x 42"H 26" T base	85	\$1,334	DT26-C3072-42-2C	86	\$1,378	DT26-C3072-42-4C	87	\$1,420	DT26-C3072-FT-42-4C	87	\$1,873
DT26-C3648-29	36"D x 48"W x 29"H 26" T base	72	\$1,113	DT26-C3648-29-2C	73	\$1,156	DT26-C3648-29-4C	74	\$1,199	DT26-C3648-FT-29-4C	74	\$1,651
DT26-C3660-29	36"D x 60"W x 29"H 26" T base	85	\$1,163	DT26-C3660-29-2C	86	\$1,206	DT26-C3660-29-4C	87	\$1,249	DT26-C3660-FT-29-4C	87	\$1,700
DT26-C3672-29	36"D x 72"W x 29"H 26" T base	97	\$1,227	DT26-C3672-29-2C	98	\$1,271	DT26-C3672-29-4C	99	\$1,313	DT26-C3672-FT-29-4C	99	\$1,766
DT26-C3648-36	36"D x 48"W x 36"H 26" T base	72	\$1,294	DT26-C3648-36-2C	73	\$1,337	DT26-C3648-36-4C	74	\$1,380	DT26-C3648-FT-36-4C	74	\$1,832
DT26-C3660-36	36"D x 60"W x 36"H 26" T base	85	\$1,345	DT26-C3660-36-2C	86	\$1,388	DT26-C3660-36-4C	87	\$1,431	DT26-C3660-FT-36-4C	87	\$1,882
DT26-C3672-36	36"D x 72"W x 36"H 26" T base	97	\$1,409	DT26-C3672-36-2C	98	\$1,453	DT26-C3672-36-4C	99	\$1,495	DT26-C3672-FT-36-4C	99	\$1,946
DT26-C3648-42	36"D x 48"W x 42"H 26" T base	72	\$1,294	DT26-C3648-42-2C	73	\$1,337	DT26-C3648-42-4C	74	\$1,380	DT26-C3648-FT-42-4C	74	\$1,832
DT26-C3660-42	36"D x 60"W x 42"H 26" T base	85	\$1,345	DT26-C3660-42-2C	86	\$1,388	DT26-C3660-42-4C	87	\$1,431	DT26-C3660-FT-42-4C	87	\$1,882
DT26-C3672-42	36"D x 72"W x 42"H 26" T base	97	\$1,409	DT26-C3672-42-2C	98	\$1,453	DT26-C3672-42-4C	99	\$1,495	DT26-C3672-FT-42-4C	99	\$1,946

### Set Up Charges and Upcharges for Non-Standard and Custom Finishes

Model Number	Description	List Price
Group 2 Powder Coat	Set up charge, per color, per order, for Group 2 Powder Coat	\$329
Non-Standard PVC	Upcharge, per color, per order, for non-standard PVC	\$911

### Required to order: Model # including options if applicable

- HPL selection
- PVC selection or wood edge finish
- powder coat color.



3MM PVC EDGE



RADIUSED CORNERS

Rectangle Tables (continued)												
Model Number	Description	Wt	List Price	Model Number	Wt	List Price	Model Number	Wt	List Price	Model Number	Wt	List Price
Radiused Corners with 3mm PVC Edges				Radiused Corners with 3mm PVC Edges with 2 Casters			Radiused Corners with 3mm PVC Edges with 4 Casters			Radiused Corners with 3mm PVC Edges with Flip-top and 4 Casters		
DT20-C2436R-29	24"D x 36"W x 29"H 20" T base	47	\$953	DT20-C2436R-29-2C	48	\$996	DT20-C2436R-29-4C	49	\$1,039	DT20-C2436R-FT-29-4C	49	\$1,490
DT20-C2448R-29	24"D x 48"W x 29"H 20" T base	56	\$1,008	DT20-C2448R-29-2C	57	\$1,051	DT20-C2448R-29-4C	58	\$1,094	DT20-C2448R-FT-29-4C	58	\$1,546
DT20-C2460R-29	24"D x 60"W x 29"H 20" T base	64	\$1,063	DT20-C2460R-29-2C	65	\$1,106	DT20-C2460R-29-4C	66	\$1,149	DT20-C2460R-FT-29-4C	66	\$1,599
DT20-C2472R-29	24"D x 72"W x 29"H 20" T base	72	\$1,116	DT20-C2472R-29-2C	73	\$1,160	DT20-C2472R-29-4C	74	\$1,203	DT20-C2472R-FT-29-4C	74	\$1,654
DT20-C2436R-36	24"D x 36"W x 36"H 20" T base	47	\$1,134	DT20-C2436R-36-2C	48	\$1,177	DT20-C2436R-36-4C	49	\$1,220	DT20-C2436R-FT-36-4C	49	\$1,672
DT20-C2448R-36	24"D x 48"W x 36"H 20" T base	56	\$1,190	DT20-C2448R-36-2C	57	\$1,233	DT20-C2448R-36-4C	58	\$1,276	DT20-C2448R-FT-36-4C	58	\$1,727
DT20-C2460R-36	24"D x 60"W x 36"H 20" T base	64	\$1,244	DT20-C2460R-36-2C	65	\$1,287	DT20-C2460R-36-4C	66	\$1,330	DT20-C2460R-FT-36-4C	66	\$1,782
DT20-C2472R-36	24"D x 72"W x 36"H 20" T base	72	\$1,298	DT20-C2472R-36-2C	73	\$1,342	DT20-C2472R-36-4C	74	\$1,385	DT20-C2472R-FT-36-4C	74	\$1,835
DT20-C2436R-42	24"D x 36"W x 42"H 20" T base	47	\$1,134	DT20-C2436R-42-2C	48	\$1,177	DT20-C2436R-42-4C	49	\$1,220	DT20-C2436R-FT-42-4C	49	\$1,672
DT20-C2448R-42	24"D x 48"W x 42"H 20" T base	56	\$1,190	DT20-C2448R-42-2C	57	\$1,233	DT20-C2448R-42-4C	58	\$1,276	DT20-C2448R-FT-42-4C	58	\$1,727
DT20-C2460R-42	24"D x 60"W x 42"H 20" T base	64	\$1,244	DT20-C2460R-42-2C	65	\$1,287	DT20-C2460R-42-4C	66	\$1,330	DT20-C2460R-FT-42-4C	66	\$1,782
DT20-C2472R-42	24"D x 72"W x 42"H 20" T base	72	\$1,298	DT20-C2472R-42-2C	73	\$1,342	DT20-C2472R-42-4C	74	\$1,385	DT20-C2472R-FT-42-4C	74	\$1,835
DT26-C3036R-29	30"D x 36"W x 29"H 26" T base	54	\$1,022	DT26-C3036R-29-2C	55	\$1,066	DT26-C3036R-29-4C	56	\$1,109	DT26-C3036R-FT-29-4C	56	\$1,560
DT26-C3048R-29	30"D x 48"W x 29"H 26" T base	64	\$1,091	DT26-C3048R-29-2C	65	\$1,135	DT26-C3048R-29-4C	66	\$1,177	DT26-C3048R-FT-29-4C	66	\$1,629
DT26-C3060R-29	30"D x 60"W x 29"H 26" T base	75	\$1,246	DT26-C3060R-29-2C	76	\$1,289	DT26-C3060R-29-4C	77	\$1,332	DT26-C3060R-FT-29-4C	77	\$1,784
DT26-C3072R-29	30"D x 72"W x 29"H 26" T base	85	\$1,312	DT26-C3072R-29-2C	86	\$1,356	DT26-C3072R-29-4C	87	\$1,399	DT26-C3072R-FT-29-4C	87	\$1,851
DT26-C3036R-36	30"D x 36"W x 36"H 26" T base	54	\$1,203	DT26-C3036R-36-2C	55	\$1,247	DT26-C3036R-36-4C	56	\$1,289	DT26-C3036R-FT-36-4C	56	\$1,742
DT26-C3048R-36	30"D x 48"W x 36"H 26" T base	64	\$1,272	DT26-C3048R-36-2C	65	\$1,315	DT26-C3048R-36-4C	66	\$1,358	DT26-C3048R-FT-36-4C	66	\$1,810
DT26-C3060R-36	30"D x 60"W x 36"H 26" T base	75	\$1,427	DT26-C3060R-36-2C	76	\$1,470	DT26-C3060R-36-4C	77	\$1,513	DT26-C3060R-FT-36-4C	77	\$1,965
DT26-C3072R-36	30"D x 72"W x 36"H 26" T base	85	\$1,494	DT26-C3072R-36-2C	86	\$1,538	DT26-C3072R-36-4C	87	\$1,579	DT26-C3072R-FT-36-4C	87	\$2,032
DT26-C3036R-42	30"D x 36"W x 42"H 26" T base	54	\$1,203	DT26-C3036R-42-2C	55	\$1,247	DT26-C3036R-42-4C	56	\$1,289	DT26-C3036R-FT-42-4C	56	\$1,742
DT26-C3048R-42	30"D x 48"W x 42"H 26" T base	64	\$1,272	DT26-C3048R-42-2C	65	\$1,315	DT26-C3048R-42-4C	66	\$1,358	DT26-C3048R-FT-42-4C	66	\$1,810
DT26-C3060R-42	30"D x 60"W x 42"H 26" T base	75	\$1,427	DT26-C3060R-42-2C	76	\$1,470	DT26-C3060R-42-4C	77	\$1,513	DT26-C3060R-FT-42-4C	77	\$1,965
DT26-C3072R-42	30"D x 72"W x 42"H 26" T base	85	\$1,494	DT26-C3072R-42-2C	86	\$1,538	DT26-C3072R-42-4C	87	\$1,579	DT26-C3072R-FT-42-4C	87	\$2,032
DT26-C3648R-29	36"D x 48"W x 29"H 26" T base	72	\$1,183	DT26-C3648R-29-2C	73	\$1,227	DT26-C3648R-29-4C	74	\$1,270	DT26-C3648R-FT-29-4C	74	\$1,722
DT26-C3660R-29	36"D x 60"W x 29"H 26" T base	85	\$1,246	DT26-C3660R-29-2C	86	\$1,289	DT26-C3660R-29-4C	87	\$1,332	DT26-C3660R-FT-29-4C	87	\$1,784
DT26-C3672R-29	36"D x 72"W x 29"H 26" T base	97	\$1,310	DT26-C3672R-29-2C	98	\$1,354	DT26-C3672R-29-4C	99	\$1,397	DT26-C3672R-FT-29-4C	99	\$1,849
DT26-C3648R-36	36"D x 48"W x 36"H 26" T base	72	\$1,365	DT26-C3648R-36-2C	73	\$1,409	DT26-C3648R-36-4C	74	\$1,452	DT26-C3648R-FT-36-4C	74	\$1,903
DT26-C3660R-36	36"D x 60"W x 36"H 26" T base	85	\$1,427	DT26-C3660R-36-2C	86	\$1,470	DT26-C3660R-36-4C	87	\$1,513	DT26-C3660R-FT-36-4C	87	\$1,965
DT26-C3672R-36	36"D x 72"W x 36"H 26" T base	97	\$1,491	DT26-C3672R-36-2C	98	\$1,535	DT26-C3672R-36-4C	99	\$1,577	DT26-C3672R-FT-36-4C	99	\$2,030
DT26-C3648R-42	36"D x 48"W x 42"H 26" T base	72	\$1,365	DT26-C3648R-42-2C	73	\$1,409	DT26-C3648R-42-4C	74	\$1,452	DT26-C3648R-FT-42-4C	74	\$1,903
DT26-C3660R-42	36"D x 60"W x 42"H 26" T base	85	\$1,427	DT26-C3660R-42-2C	86	\$1,470	DT26-C3660R-42-4C	87	\$1,513	DT26-C3660R-FT-42-4C	87	\$1,965
DT26-C3672R-42	36"D x 72"W x 42"H 26" T base	97	\$1,491	DT26-C3672R-42-2C	98	\$1,535	DT26-C3672R-42-4C	99	\$1,577	DT26-C3672R-FT-42-4C	99	\$2,030

### Set Up Charges and Upcharges for Non-Standard and Custom Finishes

Model Number	Description	List Price
Group 2 Powder Coat	Set up charge, per color, per order, for Group 2 Powder Coat	\$329
Non-Standard PVC	Upcharge, per color, per order, for non-standard PVC	\$911

**Required to order:** Model # including options if applicable

- HPL selection
- PVC selection or wood edge finish
- powder coat color.



# RECTANGLE DERBY

## Tables



E 3MM WOOD EDGE

Rectangle Tables (continued)												
Model Number	Description	Wt	List Price	Model Number	Wt	List Price	Model Number	Wt	List Price	Model Number	Wt	List Price
3mm Wood Edges				3mm Wood Edges with 2 Casters			3mm Wood Edges with 4 Casters			3mm Wood Edges with Flip-top and 4 Casters		
DT20-E2436-29	24"D x 36"W x 29"H 20" T base	47	\$1,031	DT20-E2436-29-2C	48	\$1,074	DT20-E2436-29-4C	49	\$1,117	DT20-E2436-FT-29-4C	49	\$1,569
DT20-E2448-29	24"D x 48"W x 29"H 20" T base	56	\$1,089	DT20-E2448-29-2C	57	\$1,132	DT20-E2448-29-4C	58	\$1,175	DT20-E2448-FT-29-4C	58	\$1,627
DT20-E2460-29	24"D x 60"W x 29"H 20" T base	64	\$1,169	DT20-E2460-29-2C	65	\$1,213	DT20-E2460-29-4C	66	\$1,255	DT20-E2460-FT-29-4C	66	\$1,706
DT20-E2472-29	24"D x 72"W x 29"H 20" T base	72	\$1,258	DT20-E2472-29-2C	73	\$1,303	DT20-E2472-29-4C	74	\$1,346	DT20-E2472-FT-29-4C	74	\$1,796
DT20-E2436-36	24"D x 36"W x 36"H 20" T base	47	\$1,213	DT20-E2436-36-2C	48	\$1,256	DT20-E2436-36-4C	49	\$1,299	DT20-E2436-FT-36-4C	49	\$1,750
DT20-E2448-36	24"D x 48"W x 36"H 20" T base	56	\$1,270	DT20-E2448-36-2C	57	\$1,313	DT20-E2448-36-4C	58	\$1,356	DT20-E2448-FT-36-4C	58	\$1,808
DT20-E2460-36	24"D x 60"W x 36"H 20" T base	64	\$1,350	DT20-E2460-36-2C	65	\$1,393	DT20-E2460-36-4C	66	\$1,436	DT20-E2460-FT-36-4C	66	\$1,887
DT20-E2472-36	24"D x 72"W x 36"H 20" T base	72	\$1,439	DT20-E2472-36-2C	73	\$1,484	DT20-E2472-36-4C	74	\$1,526	DT20-E2472-FT-36-4C	74	\$1,978
DT20-E2436-42	24"D x 36"W x 42"H 20" T base	47	\$1,213	DT20-E2436-42-2C	48	\$1,256	DT20-E2436-42-4C	49	\$1,299	DT20-E2436-FT-42-4C	49	\$1,750
DT20-E2448-42	24"D x 48"W x 42"H 20" T base	56	\$1,270	DT20-E2448-42-2C	57	\$1,313	DT20-E2448-42-4C	58	\$1,356	DT20-E2448-FT-42-4C	58	\$1,808
DT20-E2460-42	24"D x 60"W x 42"H 20" T base	64	\$1,350	DT20-E2460-42-2C	65	\$1,393	DT20-E2460-42-4C	66	\$1,436	DT20-E2460-FT-42-4C	66	\$1,887
DT20-E2472-42	24"D x 72"W x 42"H 20" T base	72	\$1,439	DT20-E2472-42-2C	73	\$1,484	DT20-E2472-42-4C	74	\$1,526	DT20-E2472-FT-42-4C	74	\$1,978
DT26-E3036-29	30"D x 36"W x 29"H 26" T base	54	\$1,103	DT26-E3036-29-2C	55	\$1,147	DT26-E3036-29-4C	56	\$1,190	DT26-E3036-FT-29-4C	56	\$1,640
DT26-E3048-29	30"D x 48"W x 29"H 26" T base	64	\$1,171	DT26-E3048-29-2C	65	\$1,215	DT26-E3048-29-4C	66	\$1,257	DT26-E3048-FT-29-4C	66	\$1,708
DT26-E3060-29	30"D x 60"W x 29"H 26" T base	75	\$1,262	DT26-E3060-29-2C	76	\$1,306	DT26-E3060-29-4C	77	\$1,349	DT26-E3060-FT-29-4C	77	\$1,799
DT26-E3072-29	30"D x 72"W x 29"H 26" T base	85	\$1,363	DT26-E3072-29-2C	86	\$1,407	DT26-E3072-29-4C	87	\$1,448	DT26-E3072-FT-29-4C	87	\$1,900
DT26-E3036-36	30"D x 36"W x 36"H 26" T base	54	\$1,284	DT26-E3036-36-2C	55	\$1,328	DT26-E3036-36-4C	56	\$1,371	DT26-E3036-FT-36-4C	56	\$1,822
DT26-E3048-36	30"D x 48"W x 36"H 26" T base	64	\$1,352	DT26-E3048-36-2C	65	\$1,395	DT26-E3048-36-4C	66	\$1,438	DT26-E3048-FT-36-4C	66	\$1,890
DT26-E3060-36	30"D x 60"W x 36"H 26" T base	75	\$1,443	DT26-E3060-36-2C	76	\$1,487	DT26-E3060-36-4C	77	\$1,530	DT26-E3060-FT-36-4C	77	\$1,982
DT26-E3072-36	30"D x 72"W x 36"H 26" T base	85	\$1,544	DT26-E3072-36-2C	86	\$1,588	DT26-E3072-36-4C	87	\$1,630	DT26-E3072-FT-36-4C	87	\$2,082
DT26-E3036-42	30"D x 36"W x 42"H 26" T base	54	\$1,284	DT26-E3036-42-2C	55	\$1,328	DT26-E3036-42-4C	56	\$1,371	DT26-E3036-FT-42-4C	56	\$1,822
DT26-E3048-42	30"D x 48"W x 42"H 26" T base	64	\$1,352	DT26-E3048-42-2C	65	\$1,395	DT26-E3048-42-4C	66	\$1,438	DT26-E3048-FT-42-4C	66	\$1,890
DT26-E3060-42	30"D x 60"W x 42"H 26" T base	75	\$1,443	DT26-E3060-42-2C	76	\$1,487	DT26-E3060-42-4C	77	\$1,530	DT26-E3060-FT-42-4C	77	\$1,982
DT26-E3072-42	30"D x 72"W x 42"H 26" T base	85	\$1,544	DT26-E3072-42-2C	86	\$1,588	DT26-E3072-42-4C	87	\$1,630	DT26-E3072-FT-42-4C	87	\$2,082
DT26-E3648-29	36"D x 48"W x 29"H 26" T base	72	\$1,044	DT26-E3648-29-2C	73	\$1,088	DT26-E3648-29-4C	74	\$1,130	DT26-E3648-FT-29-4C	74	\$1,583
DT26-E3660-29	36"D x 60"W x 29"H 26" T base	85	\$1,336	DT26-E3660-29-2C	86	\$1,380	DT26-E3660-29-4C	87	\$1,424	DT26-E3660-FT-29-4C	87	\$1,875
DT26-E3672-29	36"D x 72"W x 29"H 26" T base	97	\$1,402	DT26-E3672-29-2C	98	\$1,445	DT26-E3672-29-4C	99	\$1,488	DT26-E3672-FT-29-4C	99	\$1,939
DT26-E3648-36	36"D x 48"W x 36"H 26" T base	72	\$1,225	DT26-E3648-36-2C	73	\$1,269	DT26-E3648-36-4C	74	\$1,311	DT26-E3648-FT-36-4C	74	\$1,763
DT26-E3660-36	36"D x 60"W x 36"H 26" T base	85	\$1,518	DT26-E3660-36-2C	86	\$1,563	DT26-E3660-36-4C	87	\$1,605	DT26-E3660-FT-36-4C	87	\$2,056
DT26-E3672-36	36"D x 72"W x 36"H 26" T base	97	\$1,584	DT26-E3672-36-2C	98	\$1,627	DT26-E3672-36-4C	99	\$1,670	DT26-E3672-FT-36-4C	99	\$2,120
DT26-E3648-42	36"D x 48"W x 42"H 26" T base	72	\$1,225	DT26-E3648-42-2C	73	\$1,269	DT26-E3648-42-4C	74	\$1,311	DT26-E3648-FT-42-4C	74	\$1,763
DT26-E3660-42	36"D x 60"W x 42"H 26" T base	85	\$1,518	DT26-E3660-42-2C	86	\$1,563	DT26-E3660-42-4C	87	\$1,605	DT26-E3660-FT-42-4C	87	\$2,056
DT26-E3672-42	36"D x 72"W x 42"H 26" T base	97	\$1,584	DT26-E3672-42-2C	98	\$1,627	DT26-E3672-42-4C	99	\$1,670	DT26-E3672-FT-42-4C	99	\$2,120

### Set Up Charges and Upcharges for Non-Standard and Custom Finishes

Model Number	Description	List Price
Group 2 Powder Coat	Set up charge, per color, per order, for Group 2 Powder Coat	\$329
Non-Standard PVC	Upcharge, per color, per order, for non-standard PVC	\$911

### Required to order: Model # including options if applicable

- HPL selection
- PVC selection or wood edge finish
- powder coat color.

# RECTANGLE DERBY

## Tables



F 8MM WOOD EDGE

Rectangle Tables (continued)												
Model Number	Description	Wt	List Price	Model Number	Wt	List Price	Model Number	Wt	List Price	Model Number	Wt	List Price
8mm Wood Edges				8mm Wood Edges with 2 Casters			8mm Wood Edges with 4 Casters			8mm Wood Edges with Flip-top and 4 Casters		
DT20-F2436-29	24"D x 36"W x 29"H 20" T base	47	\$1,031	DT20-F2436-29-2C	48	\$1,074	DT20-F2436-29-4C	49	\$1,117	DT20-F2436-FT-29-4C	49	\$1,569
DT20-F2448-29	24"D x 48"W x 29"H 20" T base	56	\$1,089	DT20-F2448-29-2C	57	\$1,132	DT20-F2448-29-4C	58	\$1,175	DT20-F2448-FT-29-4C	58	\$1,627
DT20-F2460-29	24"D x 60"W x 29"H 20" T base	64	\$1,169	DT20-F2460-29-2C	65	\$1,213	DT20-F2460-29-4C	66	\$1,255	DT20-F2460-FT-29-4C	66	\$1,706
DT20-F2472-29	24"D x 72"W x 29"H 20" T base	72	\$1,258	DT20-F2472-29-2C	73	\$1,303	DT20-F2472-29-4C	74	\$1,346	DT20-F2472-FT-29-4C	74	\$1,796
DT20-F2436-36	24"D x 36"W x 36"H 20" T base	47	\$1,213	DT20-F2436-36-2C	48	\$1,256	DT20-F2436-36-4C	49	\$1,299	DT20-F2436-FT-36-4C	49	\$1,750
DT20-F2448-36	24"D x 48"W x 36"H 20" T base	56	\$1,270	DT20-F2448-36-2C	57	\$1,313	DT20-F2448-36-4C	58	\$1,356	DT20-F2448-FT-36-4C	58	\$1,808
DT20-F2460-36	24"D x 60"W x 36"H 20" T base	64	\$1,350	DT20-F2460-36-2C	65	\$1,393	DT20-F2460-36-4C	66	\$1,436	DT20-F2460-FT-36-4C	66	\$1,887
DT20-F2472-36	24"D x 72"W x 36"H 20" T base	72	\$1,439	DT20-F2472-36-2C	73	\$1,484	DT20-F2472-36-4C	74	\$1,526	DT20-F2472-FT-36-4C	74	\$1,978
DT20-F2436-42	24"D x 36"W x 42"H 20" T base	47	\$1,213	DT20-F2436-42-2C	48	\$1,256	DT20-F2436-42-4C	49	\$1,299	DT20-F2436-FT-42-4C	49	\$1,750
DT20-F2448-42	24"D x 48"W x 42"H 20" T base	56	\$1,270	DT20-F2448-42-2C	57	\$1,313	DT20-F2448-42-4C	58	\$1,356	DT20-F2448-FT-42-4C	58	\$1,808
DT20-F2460-42	24"D x 60"W x 42"H 20" T base	64	\$1,350	DT20-F2460-42-2C	65	\$1,393	DT20-F2460-42-4C	66	\$1,436	DT20-F2460-FT-42-4C	66	\$1,887
DT20-F2472-42	24"D x 72"W x 42"H 20" T base	72	\$1,439	DT20-F2472-42-2C	73	\$1,484	DT20-F2472-42-4C	74	\$1,526	DT20-F2472-FT-42-4C	74	\$1,978
DT26-F3036-29	30"D x 36"W x 29"H 26" T base	54	\$1,103	DT26-F3036-29-2C	55	\$1,147	DT26-F3036-29-4C	56	\$1,190	DT26-F3036-FT-29-4C	56	\$1,640
DT26-F3048-29	30"D x 48"W x 29"H 26" T base	64	\$1,171	DT26-F3048-29-2C	65	\$1,215	DT26-F3048-29-4C	66	\$1,257	DT26-F3048-FT-29-4C	66	\$1,708
DT26-F3060-29	30"D x 60"W x 29"H 26" T base	75	\$1,262	DT26-F3060-29-2C	76	\$1,306	DT26-F3060-29-4C	77	\$1,349	DT26-F3060-FT-29-4C	77	\$1,799
DT26-F3072-29	30"D x 72"W x 29"H 26" T base	85	\$1,363	DT26-F3072-29-2C	86	\$1,407	DT26-F3072-29-4C	87	\$1,448	DT26-F3072-FT-29-4C	87	\$1,900
DT26-F3036-36	30"D x 36"W x 36"H 26" T base	54	\$1,284	DT26-F3036-36-2C	55	\$1,328	DT26-F3036-36-4C	56	\$1,371	DT26-F3036-FT-36-4C	56	\$1,822
DT26-F3048-36	30"D x 48"W x 36"H 26" T base	64	\$1,352	DT26-F3048-36-2C	65	\$1,395	DT26-F3048-36-4C	66	\$1,438	DT26-F3048-FT-36-4C	66	\$1,890
DT26-F3060-36	30"D x 60"W x 36"H 26" T base	75	\$1,443	DT26-F3060-36-2C	76	\$1,487	DT26-F3060-36-4C	77	\$1,530	DT26-F3060-FT-36-4C	77	\$1,982
DT26-F3072-36	30"D x 72"W x 36"H 26" T base	85	\$1,544	DT26-F3072-36-2C	86	\$1,588	DT26-F3072-36-4C	87	\$1,630	DT26-F3072-FT-36-4C	87	\$2,082
DT26-F3036-42	30"D x 36"W x 42"H 26" T base	54	\$1,284	DT26-F3036-42-2C	55	\$1,328	DT26-F3036-42-4C	56	\$1,371	DT26-F3036-FT-42-4C	56	\$1,822
DT26-F3048-42	30"D x 48"W x 42"H 26" T base	64	\$1,352	DT26-F3048-42-2C	65	\$1,395	DT26-F3048-42-4C	66	\$1,438	DT26-F3048-FT-42-4C	66	\$1,890
DT26-F3060-42	30"D x 60"W x 42"H 26" T base	75	\$1,443	DT26-F3060-42-2C	76	\$1,487	DT26-F3060-42-4C	77	\$1,530	DT26-F3060-FT-42-4C	77	\$1,982
DT26-F3072-42	30"D x 72"W x 42"H 26" T base	85	\$1,544	DT26-F3072-42-2C	86	\$1,588	DT26-F3072-42-4C	87	\$1,630	DT26-F3072-FT-42-4C	87	\$2,082
DT26-F3648-29	36"D x 48"W x 29"H 26" T base	72	\$1,070	DT26-F3648-29-2C	73	\$1,114	DT26-F3648-29-4C	74	\$1,156	DT26-F3648-FT-29-4C	74	\$1,609
DT26-F3660-29	36"D x 60"W x 29"H 26" T base	85	\$1,373	DT26-F3660-29-2C	86	\$1,416	DT26-F3660-29-4C	87	\$1,459	DT26-F3660-FT-29-4C	87	\$1,911
DT26-F3672-29	36"D x 72"W x 29"H 26" T base	97	\$1,439	DT26-F3672-29-2C	98	\$1,484	DT26-F3672-29-4C	99	\$1,526	DT26-F3672-FT-29-4C	99	\$1,978
DT26-F3648-36	36"D x 48"W x 36"H 26" T base	72	\$1,251	DT26-F3648-36-2C	73	\$1,295	DT26-F3648-36-4C	74	\$1,337	DT26-F3648-FT-36-4C	74	\$1,789
DT26-F3660-36	36"D x 60"W x 36"H 26" T base	85	\$1,553	DT26-F3660-36-2C	86	\$1,597	DT26-F3660-36-4C	87	\$1,640	DT26-F3660-FT-36-4C	87	\$2,092
DT26-F3672-36	36"D x 72"W x 36"H 26" T base	97	\$1,620	DT26-F3672-36-2C	98	\$1,665	DT26-F3672-36-4C	99	\$1,707	DT26-F3672-FT-36-4C	99	\$2,158
DT26-F3648-42	36"D x 48"W x 42"H 26" T base	72	\$1,251	DT26-F3648-42-2C	73	\$1,295	DT26-F3648-42-4C	74	\$1,337	DT26-F3648-FT-42-4C	74	\$1,789
DT26-F3660-42	36"D x 60"W x 42"H 26" T base	85	\$1,553	DT26-F3660-42-2C	86	\$1,597	DT26-F3660-42-4C	87	\$1,640	DT26-F3660-FT-42-4C	87	\$2,092
DT26-F3672-42	36"D x 72"W x 42"H 26" T base	97	\$1,620	DT26-F3672-42-2C	98	\$1,665	DT26-F3672-42-4C	99	\$1,707	DT26-F3672-FT-42-4C	99	\$2,158

### Set Up Charges and Upcharges for Non-Standard and Custom Finishes

Model Number	Description	List Price
Group 2 Powder Coat	Set up charge, per color, per order, for Group 2 Powder Coat	\$329
Non-Standard PVC	Upcharge, per color, per order, for non-standard PVC	\$911

**Required to order:** Model # including options if applicable

- HPL selection
- PVC selection or wood edge finish
- powder coat color.



# RECTANGLE DERBY

## Tables



G 5/8" WOOD BULLNOSE EDGE

Rectangle Tables (continued)												
Model Number	Description	Wt	List Price	Model Number	Wt	List Price	Model Number	Wt	List Price	Model Number	Wt	List Price
5/8" Wood Bullnose Edges				5/8" Wood Bullnose Edges with 2 Casters			5/8" Wood Bullnose Edges with 4 Casters			5/8" Wood Bullnose Edges with Flip-top and 4 Casters		
DT20-G2436-29	24"D x 36"W x 29"H 20" T base	47	\$1,149	DT20-G2436-29-2C	48	\$1,193	DT20-G2436-29-4C	49	\$1,235	DT20-G2436-FT-29-4C	49	\$1,687
DT20-G2448-29	24"D x 48"W x 29"H 20" T base	56	\$1,225	DT20-G2448-29-2C	57	\$1,269	DT20-G2448-29-4C	58	\$1,311	DT20-G2448-FT-29-4C	58	\$1,763
DT20-G2460-29	24"D x 60"W x 29"H 20" T base	64	\$1,282	DT20-G2460-29-2C	65	\$1,326	DT20-G2460-29-4C	66	\$1,368	DT20-G2460-FT-29-4C	66	\$1,819
DT20-G2472-29	24"D x 72"W x 29"H 20" T base	72	\$1,327	DT20-G2472-29-2C	73	\$1,371	DT20-G2472-29-4C	74	\$1,413	DT20-G2472-FT-29-4C	74	\$1,864
DT20-G2436-36	24"D x 36"W x 36"H 20" T base	47	\$1,330	DT20-G2436-36-2C	48	\$1,374	DT20-G2436-36-4C	49	\$1,416	DT20-G2436-FT-36-4C	49	\$1,868
DT20-G2448-36	24"D x 48"W x 36"H 20" T base	56	\$1,407	DT20-G2448-36-2C	57	\$1,451	DT20-G2448-36-4C	58	\$1,492	DT20-G2448-FT-36-4C	58	\$1,944
DT20-G2460-36	24"D x 60"W x 36"H 20" T base	64	\$1,463	DT20-G2460-36-2C	65	\$1,507	DT20-G2460-36-4C	66	\$1,549	DT20-G2460-FT-36-4C	66	\$2,000
DT20-G2472-36	24"D x 72"W x 36"H 20" T base	72	\$1,508	DT20-G2472-36-2C	73	\$1,551	DT20-G2472-36-4C	74	\$1,594	DT20-G2472-FT-36-4C	74	\$2,046
DT20-G2436-42	24"D x 36"W x 42"H 20" T base	47	\$1,330	DT20-G2436-42-2C	48	\$1,374	DT20-G2436-42-4C	49	\$1,416	DT20-G2436-FT-42-4C	49	\$1,868
DT20-G2448-42	24"D x 48"W x 42"H 20" T base	56	\$1,407	DT20-G2448-42-2C	57	\$1,451	DT20-G2448-42-4C	58	\$1,492	DT20-G2448-FT-42-4C	58	\$1,944
DT20-G2460-42	24"D x 60"W x 42"H 20" T base	64	\$1,463	DT20-G2460-42-2C	65	\$1,507	DT20-G2460-42-4C	66	\$1,549	DT20-G2460-FT-42-4C	66	\$2,000
DT20-G2472-42	24"D x 72"W x 42"H 20" T base	72	\$1,508	DT20-G2472-42-2C	73	\$1,551	DT20-G2472-42-4C	74	\$1,594	DT20-G2472-FT-42-4C	74	\$2,046
DT26-G3036-29	30"D x 36"W x 29"H 26" T base	54	\$1,235	DT26-G3036-29-2C	55	\$1,279	DT26-G3036-29-4C	56	\$1,323	DT26-G3036-FT-29-4C	56	\$1,773
DT26-G3048-29	30"D x 48"W x 29"H 26" T base	64	\$1,328	DT26-G3048-29-2C	65	\$1,372	DT26-G3048-29-4C	66	\$1,414	DT26-G3048-FT-29-4C	66	\$1,865
DT26-G3060-29	30"D x 60"W x 29"H 26" T base	75	\$1,391	DT26-G3060-29-2C	76	\$1,435	DT26-G3060-29-4C	77	\$1,478	DT26-G3060-FT-29-4C	77	\$1,929
DT26-G3072-29	30"D x 72"W x 29"H 26" T base	85	\$1,469	DT26-G3072-29-2C	86	\$1,513	DT26-G3072-29-4C	87	\$1,556	DT26-G3072-FT-29-4C	87	\$2,008
DT26-G3036-36	30"D x 36"W x 36"H 26" T base	54	\$1,416	DT26-G3036-36-2C	55	\$1,460	DT26-G3036-36-4C	56	\$1,504	DT26-G3036-FT-36-4C	56	\$1,955
DT26-G3048-36	30"D x 48"W x 36"H 26" T base	64	\$1,509	DT26-G3048-36-2C	65	\$1,552	DT26-G3048-36-4C	66	\$1,595	DT26-G3048-FT-36-4C	66	\$2,047
DT26-G3060-36	30"D x 60"W x 36"H 26" T base	75	\$1,572	DT26-G3060-36-2C	76	\$1,616	DT26-G3060-36-4C	77	\$1,658	DT26-G3060-FT-36-4C	77	\$2,111
DT26-G3072-36	30"D x 72"W x 36"H 26" T base	85	\$1,651	DT26-G3072-36-2C	86	\$1,695	DT26-G3072-36-4C	87	\$1,737	DT26-G3072-FT-36-4C	87	\$2,189
DT26-G3036-42	30"D x 36"W x 42"H 26" T base	54	\$1,416	DT26-G3036-42-2C	55	\$1,460	DT26-G3036-42-4C	56	\$1,504	DT26-G3036-FT-42-4C	56	\$1,955
DT26-G3048-42	30"D x 48"W x 42"H 26" T base	64	\$1,509	DT26-G3048-42-2C	65	\$1,552	DT26-G3048-42-4C	66	\$1,595	DT26-G3048-FT-42-4C	66	\$2,047
DT26-G3060-42	30"D x 60"W x 42"H 26" T base	75	\$1,572	DT26-G3060-42-2C	76	\$1,616	DT26-G3060-42-4C	77	\$1,658	DT26-G3060-FT-42-4C	77	\$2,111
DT26-G3072-42	30"D x 72"W x 42"H 26" T base	85	\$1,651	DT26-G3072-42-2C	86	\$1,695	DT26-G3072-42-4C	87	\$1,737	DT26-G3072-FT-42-4C	87	\$2,189
DT26-G3648-29	36"D x 48"W x 29"H 26" T base	72	\$1,354	DT26-G3648-29-2C	73	\$1,398	DT26-G3648-29-4C	74	\$1,440	DT26-G3648-FT-29-4C	74	\$1,892
DT26-G3660-29	36"D x 60"W x 29"H 26" T base	85	\$1,464	DT26-G3660-29-2C	86	\$1,508	DT26-G3660-29-4C	87	\$1,550	DT26-G3660-FT-29-4C	87	\$2,003
DT26-G3672-29	36"D x 72"W x 29"H 26" T base	97	\$1,532	DT26-G3672-29-2C	98	\$1,575	DT26-G3672-29-4C	99	\$1,618	DT26-G3672-FT-29-4C	99	\$2,070
DT26-G3648-36	36"D x 48"W x 36"H 26" T base	72	\$1,535	DT26-G3648-36-2C	73	\$1,578	DT26-G3648-36-4C	74	\$1,622	DT26-G3648-FT-36-4C	74	\$2,073
DT26-G3660-36	36"D x 60"W x 36"H 26" T base	85	\$1,645	DT26-G3660-36-2C	86	\$1,689	DT26-G3660-36-4C	87	\$1,731	DT26-G3660-FT-36-4C	87	\$2,183
DT26-G3672-36	36"D x 72"W x 36"H 26" T base	97	\$1,714	DT26-G3672-36-2C	98	\$1,757	DT26-G3672-36-4C	99	\$1,799	DT26-G3672-FT-36-4C	99	\$2,251
DT26-G3648-42	36"D x 48"W x 42"H 26" T base	72	\$1,535	DT26-G3648-42-2C	73	\$1,578	DT26-G3648-42-4C	74	\$1,622	DT26-G3648-FT-42-4C	74	\$2,073
DT26-G3660-42	36"D x 60"W x 42"H 26" T base	85	\$1,645	DT26-G3660-42-2C	86	\$1,689	DT26-G3660-42-4C	87	\$1,731	DT26-G3660-FT-42-4C	87	\$2,183
DT26-G3672-42	36"D x 72"W x 42"H 26" T base	97	\$1,714	DT26-G3672-42-2C	98	\$1,757	DT26-G3672-42-4C	99	\$1,799	DT26-G3672-FT-42-4C	99	\$2,251

### Set Up Charges and Upcharges for Non-Standard and Custom Finishes

Model Number	Description	List Price
Group 2 Powder Coat	Set up charge, per color, per order, for Group 2 Powder Coat	\$329
Non-Standard PVC	Upcharge, per color, per order, for non-standard PVC	\$911

Required to order: Model # including options if applicable

- HPL selection
- PVC selection or wood edge finish
- powder coat color.

# RECTANGLE DERBY

## Tables



J 5/8" WOOD BEVEL EDGE

Rectangle Tables (continued)												
Model Number	Description	Wt	List Price	Model Number	Wt	List Price	Model Number	Wt	List Price	Model Number	Wt	List Price
5/8" Wood Bevel Edges				5/8" Wood Bevel Edges with 2 Casters			5/8" Wood Bevel Edges with 4 Casters			5/8" Wood Bevel Edges with Flip-top and 4 Casters		
DT20-J2436-29	24"D x 36"W x 29"H 20" T base	47	\$1,149	DT20-J2436-29-2C	48	\$1,193	DT20-J2436-29-4C	49	\$1,235	DT20-J2436-FT-29-4C	49	\$1,687
DT20-J2448-29	24"D x 48"W x 29"H 20" T base	56	\$1,225	DT20-J2448-29-2C	57	\$1,269	DT20-J2448-29-4C	58	\$1,311	DT20-J2448-FT-29-4C	58	\$1,763
DT20-J2460-29	24"D x 60"W x 29"H 20" T base	64	\$1,282	DT20-J2460-29-2C	65	\$1,326	DT20-J2460-29-4C	66	\$1,368	DT20-J2460-FT-29-4C	66	\$1,819
DT20-J2472-29	24"D x 72"W x 29"H 20" T base	72	\$1,327	DT20-J2472-29-2C	73	\$1,371	DT20-J2472-29-4C	74	\$1,413	DT20-J2472-FT-29-4C	74	\$1,864
DT20-J2436-36	24"D x 36"W x 36"H 20" T base	47	\$1,330	DT20-J2436-36-2C	48	\$1,374	DT20-J2436-36-4C	49	\$1,416	DT20-J2436-FT-36-4C	49	\$1,868
DT20-J2448-36	24"D x 48"W x 36"H 20" T base	56	\$1,407	DT20-J2448-36-2C	57	\$1,451	DT20-J2448-36-4C	58	\$1,492	DT20-J2448-FT-36-4C	58	\$1,944
DT20-J2460-36	24"D x 60"W x 36"H 20" T base	64	\$1,463	DT20-J2460-36-2C	65	\$1,507	DT20-J2460-36-4C	66	\$1,549	DT20-J2460-FT-36-4C	66	\$2,000
DT20-J2472-36	24"D x 72"W x 36"H 20" T base	72	\$1,508	DT20-J2472-36-2C	73	\$1,551	DT20-J2472-36-4C	74	\$1,594	DT20-J2472-FT-36-4C	74	\$2,046
DT20-J2436-42	24"D x 36"W x 42"H 20" T base	47	\$1,330	DT20-J2436-42-2C	48	\$1,374	DT20-J2436-42-4C	49	\$1,416	DT20-J2436-FT-42-4C	49	\$1,868
DT20-J2448-42	24"D x 48"W x 42"H 20" T base	56	\$1,407	DT20-J2448-42-2C	57	\$1,451	DT20-J2448-42-4C	58	\$1,492	DT20-J2448-FT-42-4C	58	\$1,944
DT20-J2460-42	24"D x 60"W x 42"H 20" T base	64	\$1,463	DT20-J2460-42-2C	65	\$1,507	DT20-J2460-42-4C	66	\$1,549	DT20-J2460-FT-42-4C	66	\$2,000
DT20-J2472-42	24"D x 72"W x 42"H 20" T base	72	\$1,508	DT20-J2472-42-2C	73	\$1,551	DT20-J2472-42-4C	74	\$1,594	DT20-J2472-FT-42-4C	74	\$2,046
DT26-J3036-29	30"D x 36"W x 29"H 26" T base	54	\$1,235	DT26-J3036-29-2C	55	\$1,279	DT26-J3036-29-4C	56	\$1,323	DT26-J3036-FT-29-4C	56	\$1,773
DT26-J3048-29	30"D x 48"W x 29"H 26" T base	64	\$1,328	DT26-J3048-29-2C	65	\$1,372	DT26-J3048-29-4C	66	\$1,414	DT26-J3048-FT-29-4C	66	\$1,865
DT26-J3060-29	30"D x 60"W x 29"H 26" T base	75	\$1,391	DT26-J3060-29-2C	76	\$1,435	DT26-J3060-29-4C	77	\$1,478	DT26-J3060-FT-29-4C	77	\$1,929
DT26-J3072-29	30"D x 72"W x 29"H 26" T base	85	\$1,469	DT26-J3072-29-2C	86	\$1,513	DT26-J3072-29-4C	87	\$1,556	DT26-J3072-FT-29-4C	87	\$2,008
DT26-J3036-36	30"D x 36"W x 36"H 26" T base	54	\$1,416	DT26-J3036-36-2C	55	\$1,460	DT26-J3036-36-4C	56	\$1,504	DT26-J3036-FT-36-4C	56	\$1,955
DT26-J3048-36	30"D x 48"W x 36"H 26" T base	64	\$1,509	DT26-J3048-36-2C	65	\$1,552	DT26-J3048-36-4C	66	\$1,595	DT26-J3048-FT-36-4C	66	\$2,047
DT26-J3060-36	30"D x 60"W x 36"H 26" T base	75	\$1,572	DT26-J3060-36-2C	76	\$1,616	DT26-J3060-36-4C	77	\$1,658	DT26-J3060-FT-36-4C	77	\$2,111
DT26-J3072-36	30"D x 72"W x 36"H 26" T base	85	\$1,651	DT26-J3072-36-2C	86	\$1,695	DT26-J3072-36-4C	87	\$1,737	DT26-J3072-FT-36-4C	87	\$2,189
DT26-J3036-42	30"D x 36"W x 42"H 26" T base	54	\$1,416	DT26-J3036-42-2C	55	\$1,460	DT26-J3036-42-4C	56	\$1,504	DT26-J3036-FT-42-4C	56	\$1,955
DT26-J3048-42	30"D x 48"W x 42"H 26" T base	64	\$1,509	DT26-J3048-42-2C	65	\$1,552	DT26-J3048-42-4C	66	\$1,595	DT26-J3048-FT-42-4C	66	\$2,047
DT26-J3060-42	30"D x 60"W x 42"H 26" T base	75	\$1,572	DT26-J3060-42-2C	76	\$1,616	DT26-J3060-42-4C	77	\$1,658	DT26-J3060-FT-42-4C	77	\$2,111
DT26-J3072-42	30"D x 72"W x 42"H 26" T base	85	\$1,651	DT26-J3072-42-2C	86	\$1,695	DT26-J3072-42-4C	87	\$1,737	DT26-J3072-FT-42-4C	87	\$2,189
DT26-J3648-29	36"D x 48"W x 29"H 26" T base	72	\$1,354	DT26-J3648-29-2C	73	\$1,398	DT26-J3648-29-4C	74	\$1,440	DT26-J3648-FT-29-4C	74	\$1,892
DT26-J3660-29	36"D x 60"W x 29"H 26" T base	85	\$1,464	DT26-J3660-29-2C	86	\$1,508	DT26-J3660-29-4C	87	\$1,550	DT26-J3660-FT-29-4C	87	\$2,003
DT26-J3672-29	36"D x 72"W x 29"H 26" T base	97	\$1,532	DT26-J3672-29-2C	98	\$1,575	DT26-J3672-29-4C	99	\$1,618	DT26-J3672-FT-29-4C	99	\$2,070
DT26-J3648-36	36"D x 48"W x 36"H 26" T base	72	\$1,535	DT26-J3648-36-2C	73	\$1,578	DT26-J3648-36-4C	74	\$1,622	DT26-J3648-FT-36-4C	74	\$2,073
DT26-J3660-36	36"D x 60"W x 36"H 26" T base	85	\$1,645	DT26-J3660-36-2C	86	\$1,689	DT26-J3660-36-4C	87	\$1,731	DT26-J3660-FT-36-4C	87	\$2,183
DT26-J3672-36	36"D x 72"W x 36"H 26" T base	97	\$1,714	DT26-J3672-36-2C	98	\$1,757	DT26-J3672-36-4C	99	\$1,799	DT26-J3672-FT-36-4C	99	\$2,251
DT26-J3648-42	36"D x 48"W x 42"H 26" T base	72	\$1,535	DT26-J3648-42-2C	73	\$1,578	DT26-J3648-42-4C	74	\$1,622	DT26-J3648-FT-42-4C	74	\$2,073
DT26-J3660-42	36"D x 60"W x 42"H 26" T base	85	\$1,645	DT26-J3660-42-2C	86	\$1,689	DT26-J3660-42-4C	87	\$1,731	DT26-J3660-FT-42-4C	87	\$2,183
DT26-J3672-42	36"D x 72"W x 42"H 26" T base	97	\$1,714	DT26-J3672-42-2C	98	\$1,757	DT26-J3672-42-4C	99	\$1,799	DT26-J3672-FT-42-4C	99	\$2,251

### Set Up Charges and Upcharges for Non-Standard and Custom Finishes

Model Number	Description	List Price
Group 2 Powder Coat	Set up charge, per color, per order, for Group 2 Powder Coat	\$329
Non-Standard PVC	Upcharge, per color, per order, for non-standard PVC	\$911

**Required to order:** Model # including options if applicable

- HPL selection
- PVC selection or wood edge finish
- powder coat color.



L 1-1/4" WOOD BULLNOSE EDGE

				Rectangle Tables (continued)										
Model Number	Description	Wt	List Price	Model Number	Wt	List Price	Model Number	Wt	List Price	Model Number	Wt	List Price		
1-1/4" Wood Bullnose Edges				1-1/4" Wood Bullnose Edges with 2 Casters			1-1/4" Wood Bullnose Edges with 4 Casters			1-1/4" Wood Bullnose Edges with Flip-top and 4 Casters				
DT20-L2436-29	24"D x 36"W x 29"H 20" T base	47	\$1,220	DT20-L2436-29-2C	48	\$1,264	DT20-L2436-29-4C	49	\$1,307	DT20-L2436-FT-29-4C	49	\$1,758		
DT20-L2448-29	24"D x 48"W x 29"H 20" T base	56	\$1,302	DT20-L2448-29-2C	57	\$1,346	DT20-L2448-29-4C	58	\$1,388	DT20-L2448-FT-29-4C	58	\$1,838		
DT20-L2460-29	24"D x 60"W x 29"H 20" T base	64	\$1,358	DT20-L2460-29-2C	65	\$1,403	DT20-L2460-29-4C	66	\$1,445	DT20-L2460-FT-29-4C	66	\$1,897		
DT20-L2472-29	24"D x 72"W x 29"H 20" T base	72	\$1,408	DT20-L2472-29-2C	73	\$1,452	DT20-L2472-29-4C	74	\$1,494	DT20-L2472-FT-29-4C	74	\$1,945		
DT20-L2436-36	24"D x 36"W x 36"H 20" T base	47	\$1,402	DT20-L2436-36-2C	48	\$1,445	DT20-L2436-36-4C	49	\$1,488	DT20-L2436-FT-36-4C	49	\$1,939		
DT20-L2448-36	24"D x 48"W x 36"H 20" T base	56	\$1,483	DT20-L2448-36-2C	57	\$1,526	DT20-L2448-36-4C	58	\$1,569	DT20-L2448-FT-36-4C	58	\$2,020		
DT20-L2460-36	24"D x 60"W x 36"H 20" T base	64	\$1,540	DT20-L2460-36-2C	65	\$1,585	DT20-L2460-36-4C	66	\$1,627	DT20-L2460-FT-36-4C	66	\$2,077		
DT20-L2472-36	24"D x 72"W x 36"H 20" T base	72	\$1,589	DT20-L2472-36-2C	73	\$1,632	DT20-L2472-36-4C	74	\$1,675	DT20-L2472-FT-36-4C	74	\$2,126		
DT20-L2436-42	24"D x 36"W x 42"H 20" T base	47	\$1,402	DT20-L2436-42-2C	48	\$1,445	DT20-L2436-42-4C	49	\$1,488	DT20-L2436-FT-42-4C	49	\$1,939		
DT20-L2448-42	24"D x 48"W x 42"H 20" T base	56	\$1,483	DT20-L2448-42-2C	57	\$1,526	DT20-L2448-42-4C	58	\$1,569	DT20-L2448-FT-42-4C	58	\$2,020		
DT20-L2460-42	24"D x 60"W x 42"H 20" T base	64	\$1,540	DT20-L2460-42-2C	65	\$1,585	DT20-L2460-42-4C	66	\$1,627	DT20-L2460-FT-42-4C	66	\$2,077		
DT20-L2472-42	24"D x 72"W x 42"H 20" T base	72	\$1,589	DT20-L2472-42-2C	73	\$1,632	DT20-L2472-42-4C	74	\$1,675	DT20-L2472-FT-42-4C	74	\$2,126		
DT26-L3036-29	30"D x 36"W x 29"H 26" T base	54	\$1,310	DT26-L3036-29-2C	55	\$1,354	DT26-L3036-29-4C	56	\$1,397	DT26-L3036-FT-29-4C	56	\$1,849		
DT26-L3048-29	30"D x 48"W x 29"H 26" T base	64	\$1,408	DT26-L3048-29-2C	65	\$1,452	DT26-L3048-29-4C	66	\$1,494	DT26-L3048-FT-29-4C	66	\$1,945		
DT26-L3060-29	30"D x 60"W x 29"H 26" T base	75	\$1,472	DT26-L3060-29-2C	76	\$1,516	DT26-L3060-29-4C	77	\$1,558	DT26-L3060-FT-29-4C	77	\$2,010		
DT26-L3072-29	30"D x 72"W x 29"H 26" T base	85	\$1,610	DT26-L3072-29-2C	86	\$1,653	DT26-L3072-29-4C	87	\$1,696	DT26-L3072-FT-29-4C	87	\$2,147		
DT26-L3036-36	30"D x 36"W x 36"H 26" T base	54	\$1,491	DT26-L3036-36-2C	55	\$1,535	DT26-L3036-36-4C	56	\$1,577	DT26-L3036-FT-36-4C	56	\$2,030		
DT26-L3048-36	30"D x 48"W x 36"H 26" T base	64	\$1,589	DT26-L3048-36-2C	65	\$1,632	DT26-L3048-36-4C	66	\$1,675	DT26-L3048-FT-36-4C	66	\$2,126		
DT26-L3060-36	30"D x 60"W x 36"H 26" T base	75	\$1,653	DT26-L3060-36-2C	76	\$1,697	DT26-L3060-36-4C	77	\$1,740	DT26-L3060-FT-36-4C	77	\$2,191		
DT26-L3072-36	30"D x 72"W x 36"H 26" T base	85	\$1,790	DT26-L3072-36-2C	86	\$1,834	DT26-L3072-36-4C	87	\$1,877	DT26-L3072-FT-36-4C	87	\$2,329		
DT26-L3036-42	30"D x 36"W x 42"H 26" T base	54	\$1,491	DT26-L3036-42-2C	55	\$1,535	DT26-L3036-42-4C	56	\$1,577	DT26-L3036-FT-42-4C	56	\$2,030		
DT26-L3048-42	30"D x 48"W x 42"H 26" T base	64	\$1,589	DT26-L3048-42-2C	65	\$1,632	DT26-L3048-42-4C	66	\$1,675	DT26-L3048-FT-42-4C	66	\$2,126		
DT26-L3060-42	30"D x 60"W x 42"H 26" T base	75	\$1,653	DT26-L3060-42-2C	76	\$1,697	DT26-L3060-42-4C	77	\$1,740	DT26-L3060-FT-42-4C	77	\$2,191		
DT26-L3072-42	30"D x 72"W x 42"H 26" T base	85	\$1,790	DT26-L3072-42-2C	86	\$1,834	DT26-L3072-42-4C	87	\$1,877	DT26-L3072-FT-42-4C	87	\$2,329		
DT26-L3648-29	36"D x 48"W x 29"H 26" T base	72	\$1,432	DT26-L3648-29-2C	73	\$1,476	DT26-L3648-29-4C	74	\$1,518	DT26-L3648-FT-29-4C	74	\$1,969		
DT26-L3660-29	36"D x 60"W x 29"H 26" T base	85	\$1,550	DT26-L3660-29-2C	86	\$1,594	DT26-L3660-29-4C	87	\$1,637	DT26-L3660-FT-29-4C	87	\$2,089		
DT26-L3672-29	36"D x 72"W x 29"H 26" T base	97	\$1,657	DT26-L3672-29-2C	98	\$1,702	DT26-L3672-29-4C	99	\$1,745	DT26-L3672-FT-29-4C	99	\$2,196		
DT26-L3648-36	36"D x 48"W x 36"H 26" T base	72	\$1,613	DT26-L3648-36-2C	73	\$1,656	DT26-L3648-36-4C	74	\$1,699	DT26-L3648-FT-36-4C	74	\$2,150		
DT26-L3660-36	36"D x 60"W x 36"H 26" T base	85	\$1,731	DT26-L3660-36-2C	86	\$1,775	DT26-L3660-36-4C	87	\$1,818	DT26-L3660-FT-36-4C	87	\$2,270		
DT26-L3672-36	36"D x 72"W x 36"H 26" T base	97	\$1,838	DT26-L3672-36-2C	98	\$1,883	DT26-L3672-36-4C	99	\$1,926	DT26-L3672-FT-36-4C	99	\$2,377		
DT26-L3648-42	36"D x 48"W x 42"H 26" T base	72	\$1,613	DT26-L3648-42-2C	73	\$1,656	DT26-L3648-42-4C	74	\$1,699	DT26-L3648-FT-42-4C	74	\$2,150		
DT26-L3660-42	36"D x 60"W x 42"H 26" T base	85	\$1,731	DT26-L3660-42-2C	86	\$1,775	DT26-L3660-42-4C	87	\$1,818	DT26-L3660-FT-42-4C	87	\$2,270		
DT26-L3672-42	36"D x 72"W x 42"H 26" T base	97	\$1,838	DT26-L3672-42-2C	98	\$1,883	DT26-L3672-42-4C	99	\$1,926	DT26-L3672-FT-42-4C	99	\$2,377		

### Set Up Charges and Upcharges for Non-Standard and Custom Finishes

Model Number	Description	List Price
Group 2 Powder Coat	Set up charge, per color, per order, for Group 2 Powder Coat	\$329
Non-Standard PVC	Upcharge, per color, per order, for non-standard PVC	\$911

### Required to order: Model # including options if applicable

- HPL selection
- PVC selection or wood edge finish
- powder coat color.



3MM PVC EDGE

Sprocket Top Tables						
Model Number	Description	Wt	List Price	Model Number	Wt	List Price
3mm PVC Edges			3mm PVC Edges, with 6 casters			
D3T22-C6060S-29	60"D x 60"W x 29"H, (3) 22" T base	145	\$2,128	D3T22-C6060S-29-6C	148	2,254



3MM PVC EDGE

Beanie Top Tables												
Model Number	Description	Wt	List Price	Model Number	Wt	List Price	Model Number	Wt	List Price	Model Number	Wt	List Price
Radiused Corners, 3mm PVC Edges			Radiused Corners, 3mm PVC Edges, with 2 casters			Radiused Corners, 3mm PVC Edges, with 4 casters			Radiused Corners, 3mm PVC Edges, with Flip-top and 4 casters			
DT26-C3060BNR-29	29.25"D x 58.375"W x 29"H, (2) 26" T base	75	\$1,246	DT26-C3060BNR-29-2C	77	\$1,290	DT26-C3060BNR-29-4C	77	1,332	DT26-C3060BNR-29-FT-4C	77	\$1,784
DT26-C3060BNR-36	29.25"D x 58.375"W x 36"H, (2) 26" T base	75	\$1,427	DT26-C3060BNR-36-2C	77	\$1,472	DT26-C3060BNR-36-4C	77	1,513	DT26-C3060BNR-36-FT-4C	77	\$1,965
DT26-C3060BNR-42	29.25"D x 58.375"W x 42"H, (2) 26" T base	75	\$1,427	DT26-C3060BNR-42-2C	77	\$1,472	DT26-C3060BNR-42-4C	77	1,513	DT26-C3060BNR-42-FT-4C	77	\$1,965



3MM PVC EDGE

Flair Top Tables												
Model Number	Description	Wt	List Price	Model Number	Wt	List Price	Model Number	Wt	List Price	Model Number	Wt	List Price
Radiused Corners, 3mm PVC Edges			Radiused Corners, 3mm PVC Edges, with 2 casters			Radiused Corners, 3mm PVC Edges, with 4 casters			Radiused Corners, 3mm PVC Edges, with Flip-top and 4 casters			
DT26-C3060FLR-29	32.23"D x 59.5"W x 29"H, Radiused corners, (2) 26" T base	75	\$1,246	DT26-C3060FLR-29-2C	77	\$1,290	DT26-C3060FLR-29-4C	77	1,332	DT26-C3060FLR-29-FT-4C	77	\$1,784
DT26-C3060FLR-36	32.23"D x 59.5"W x 36"H, Radiused corners, (2) 26" T base	75	\$1,427	DT26-C3060FLR-36-2C	77	\$1,472	DT26-C3060FLR-36-4C	77	1,513	DT26-C3060FLR-36-FT-4C	77	\$1,965
DT26-C3060FLR-42	32.23"D x 59.5"W x 42"H, Radiused corners, (2) 26" T base	75	\$1,427	DT26-C3060FLR-42-2C	77	\$1,472	DT26-C3060FLR-42-4C	77	1,513	DT26-C3060FLR-42-FT-4C	77	\$1,965



3MM PVC EDGE

Wave Top Tables

Model Number	Description	Wt	List Price	Model Number	Wt	List Price	Model Number	Wt	List Price	Model Number	Wt	List Price
<b>Radiused Corners, 3mm PVC Edges</b>				<b>Radiused Corners, 3mm PVC Edges, with 2 casters</b>			<b>Radiused Corners, 3mm PVC Edges, with 4 casters</b>			<b>Radiused Corners, 3mm PVC Edges, with Flip-top and 4 casters</b>		
DT20-C2460WR-29	26.5"D x 59.5"W x 29"H, Radiused corners, (2) 20" T Bases	64	\$1,153	DT20-C2460WR-29-2C		\$1,197	DT20-C2460WR-29-4C		1,240	DT20-C2460WR-29-FT-4C		\$1,692
DT26-C3060WR-29	32.5"D x 59.5"W x 29"H, Radiused corners, (2) 26" T base	75	\$1,246	DT26-C3060WR-29-2C	77	\$1,290	DT26-C3060WR-29-4C	77	1,332	DT26-C3060WR-29-FT-4C	77	\$1,784
DT20-C2460WR-36	26.5"D x 59.5"W x 36"H, Radiused corners, (2) 20" T Bases		\$1,334	DT20-C2460WR-36-2C		\$1,378	DT20-C2460WR-36-4C		1,420	DT20-C2460WR-36-FT-4C		\$1,873
DT26-C3060WR-36	32.5"D x 59.5"W x 36"H, Radiused corners, (2) 26" T base	75	\$1,427	DT26-C3060WR-36-2C	77	\$1,472	DT26-C3060WR-36-4C	77	1,513	DT26-C3060WR-36-FT-4C	77	\$1,965
DT20-C2460WR-42	26.5"D x 59.5"W x 42"H, Radiused corners, (2) 20" T Bases		\$1,334	DT20-C2460WR-42-2C		\$1,378	DT20-C2460WR-42-4C		1,420	DT20-C2460WR-42-FT-4C		\$1,873
DT26-C3060WR-42	32.5"D x 59.5"W x 42"H, Radiused corners, (2) 26" T base	75	\$1,427	DT26-C3060WR-42-2C	77	\$1,472	DT26-C3060WR-42-4C	77	1,513	DT26-C3060WR-42-FT-4C	77	\$1,965



3MM PVC EDGE

Crescent Top Tables

Model Number	Description	Wt	List Price	Model Number	Wt	List Price
<b>3mm PVC Edges</b>				<b>3mm PVC Edges, with 6 casters</b>		
D3T20-C3672CR-29	36"D X 72"W X 29"H (3) 20" T base	75	\$1,715	D3T20-C3672CR-29-6C	77	1,842



3MM PVC EDGE

Roundle Top Tables

Model Number	Description	Wt	List Price	Model Number	Wt	List Price
<b>3mm PVC Edges</b>				<b>3mm PVC Edges, with 6 casters</b>		
D3T20-C6060RG-29	60"D x 60"W x 29"H, (3) 20" T base	145	\$1,917	D3T20-C6060RG-29-6C	148	2,044
D3T20-C6060RG-36	60"D x 60"W x 36"H, (3) 20" T base	145	\$2,023	D3T20-C6060RG-36-6C	148	2,149
D3T20-C6060RG-42	60"D x 60"W x 42"H, (3) 20" T base	145	\$2,128	D3T20-C6060RG-42-6C	148	2,254

Set Up Charges and Upcharges for Non-Standard and Custom Finishes

Model Number	Description	List Price
Group 2 Powder Coat	Set up charge, per color, per order, for Group 2 Powder Coat	\$329
Non-Standard PVC	Upcharge, per color, per order, for non-standard PVC	\$911

Required to order: Model # including options if applicable

- HPL selection
- PVC selection or wood edge finish
- powder coat color.

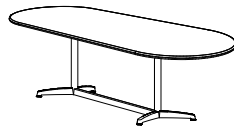
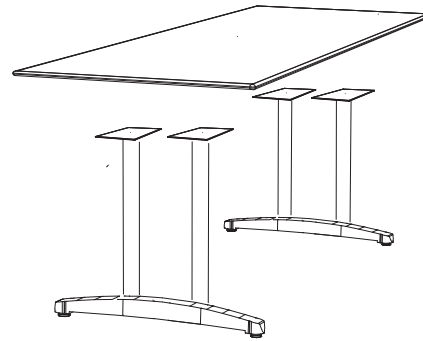
**General Specifications**

**Table Top:** Tops are 1-1/4" thick, three ply engineered wood construction with .050" high pressure laminate (HPL) and a phenolic backer sheet. The edges specified for this product are 3mm PVC ("C" prefix to the table size in the part number), 3mm hardwood ("E" prefix to the table size in the part number), 8mm hardwood ("F" prefix to the table size in the part number), 5/8" hardwood bullnose ("G" prefix to the table size in the part number), 5/8" bevel hardwood edge ("J" prefix to the table size in the part number), 1-1/4" hardwood bullnose ("L" prefix to the table size in the part number).

**TT-Base:** Cast aluminum base has two 2-1/4" diameter columns with bolted horizontal cast aluminum base and fabricated steel mounting plate .187" thick x 6"D x 8"W. T-base models are available in single T and TT versions. Bases are fitted with 1" diameter adjustable glides. Twin wheel locking casters are optional.

**Y-Base:** Cast aluminum base has one 2-1/4" diameter column with bolted horizontal cast aluminum "Y" base and fabricated steel mounting plate .187" thick x 6"D x 8"W. Y-bases can be joined at the bottom with a bolt on extension bar. Bases are fitted with 1" diameter adjustable glides. Twin wheel locking casters are optional.

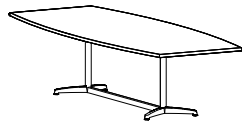
**Finish:** Standard powder coat on all metal parts is black; other colors may be specified. See **mediatechnologies** Finish and Color Guide for choices.



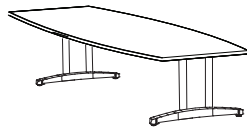
Racetrack Y Base



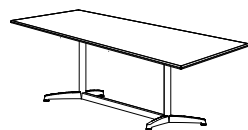
Racetrack TT Base



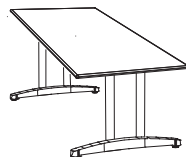
Boat Y Base



Boat TT Base









Rectangle Y Base



Rectangle TT Base

**STANDARD EDGE BANDS**

-  3MM PVC EDGE
-  E 3MM WOOD EDGE
-  F 8MM WOOD EDGE
-  G 5/8" WOOD BULLNOSE EDGE
-  J 5/8" WOOD BEVEL EDGE
-  L 1-1/4" WOOD BULLNOSE EDGE





Racetrack  
Y Base



Racetrack  
TT Base

				Racetrack Tables		
Model Number	Description	Wgt	List Price	Model Number	Wt	List Price
				3mm PVC Edges, 2 casters		
				3mm PVC Edges, 4 casters		
DY34-CRT3672-29	36"D x 72"W x 29"H, (2) 34" Y bases	118	\$1,979	DY34-CRT3672-29-2C	119	\$2,025
DY34-CRT3684-29	36"D x 84"W x 29"H, (2) 34" Y bases	134	\$2,073	DY34-CRT3684-29-2C	135	\$2,119
DY34-CRT3696-29	36"D x 96"W x 29"H, (2) 34" Y bases	139	\$2,112	DY34-CRT3696-29-2C	140	\$2,157
DTT34-CRT36120-29	36"D x 120"W x 29"H, (3) 34" TT bases	202	\$2,734	DY34-CRT4872-29-2C	153	\$2,154
DY34-CRT4872-29	48"D x 72"W x 29"H, (2) 34" Y bases	152	\$2,109	DY34-CRT4884-29-2C	173	\$2,369
DY34-CRT4884-29	48"D x 84"W x 29"H, (2) 34" Y bases	172	\$2,324	DY34-CRT4896-29-2C	211	\$2,406
DY34-CRT4896-29	48"D x 96"W x 29"H, (2) 34" Y bases	210	\$2,359	DTT40-CRT6072-29-2C	194	\$2,231
DTT34-CRT48120-29	48"D x 120"W x 29"H, (3) 34" TT bases	282	\$3,064	DTT40-CRT6084-29-2C	222	\$2,537
DTT34-CRT48144-29	48"D x 144"W x 29"H, (3) 40" TT bases	365	\$3,157	DTT40-CRT6096-29-2C	251	\$2,540
DTT40-CRT6072-29	60"D x 72"W x 29"H, (2) 40" TT bases	193	\$2,185			
DTT40-CRT6084-29	60"D x 84"W x 29"H, (2) 40" TT bases	221	\$2,491			
DTT40-CRT6096-29	60"D x 96"W x 29"H, (2) 40" TT bases	250	\$2,494			
DTT40-CRT60120-29	60"D x 120"W x 29"H, (3) 40" TT bases	342	\$3,391			
DTT40-CRT60144-29	60"D x 144"W x 29"H, (3) 40" TT bases	415	\$3,715			

				8mm Wood Edges, 2 casters			8mm Wood Edges, 4 casters		
DY34-FRT3672-29	36"D x 72"W x 29"H, (2) 34" Y bases	118	\$2,130	DY34-FRT3672-29-2C	119	\$2,176	DY34-FRT3672-29-4C	120	\$2,222
DY34-FRT3684-29	36"D x 84"W x 29"H, (2) 34" Y bases	134	\$2,300	DY34-FRT3684-29-2C	135	\$2,347	DY34-FRT3684-29-4C	136	\$2,391
DY34-FRT3696-29	36"D x 96"W x 29"H, (2) 34" Y bases	139	\$2,338	DY34-FRT3696-29-2C	140	\$2,385	DY34-FRT3696-29-4C	141	\$2,430
DTT34-FRT36120-29	36"D x 120"W x 29"H, (3) 34" TT bases	202	\$3,017	DY34-FRT4872-29-2C	153	\$2,413	DY34-FRT4872-29-4C	154	\$2,459
DY34-FRT4872-29	48"D x 72"W x 29"H, (2) 34" Y bases	152	\$2,367	DY34-FRT4884-29-2C	173	\$2,624	DY34-FRT4884-29-4C	174	\$2,669
DY34-FRT4884-29	48"D x 84"W x 29"H, (2) 34" Y bases	172	\$2,577	DY34-FRT4896-29-2C	211	\$2,696	DY34-FRT4896-29-4C	212	\$2,742
DY34-FRT4896-29	48"D x 96"W x 29"H, (2) 34" Y bases	210	\$2,650	DTT40-FRT6072-29-2C	194	\$2,526	DTT40-FRT6072-29-4C	195	\$2,571
DTT34-FRT48120-29	48"D x 120"W x 29"H, (3) 34" TT bases	282	\$3,339	DTT40-FRT6084-29-2C	222	\$2,860	DTT40-FRT6084-29-4C	223	\$2,906
DTT34-FRT48144-29	48"D x 144"W x 29"H, (3) 40" TT bases	365	\$3,466	DTT40-FRT6096-29-2C	251	\$2,866	DTT40-FRT6096-29-4C	252	\$2,911
DTT40-FRT6072-29	60"D x 72"W x 29"H, (2) 40" TT bases	193	\$2,479						
DTT40-FRT6084-29	60"D x 84"W x 29"H, (2) 40" TT bases	221	\$2,814						
DTT40-FRT6096-29	60"D x 96"W x 29"H, (2) 40" TT bases	250	\$2,820						
DTT40-FRT60120-29	60"D x 120"W x 29"H, (3) 40" TT bases	342	\$3,728						
DTT40-FRT60144-29	60"D x 144"W x 29"H, (3) 40" TT bases	415	\$4,045						

				5/8" Wood Bullnose Edges, 2 casters			5/8" Wood Bullnose Edges, 4 casters		
DY34-GRT3672-29	36"D x 72"W x 29"H, (2) 34" Y bases	118	\$2,302	DY34-GRT3672-29-2C	119	\$2,348	DY34-GRT3672-29-4C	120	\$2,393
DY34-GRT3684-29	36"D x 84"W x 29"H, (2) 34" Y bases	134	\$2,632	DY34-GRT3684-29-2C	135	\$2,679	DY34-GRT3684-29-4C	136	\$2,725
DY34-GRT3696-29	36"D x 96"W x 29"H, (2) 34" Y bases	139	\$2,676	DY34-GRT3696-29-2C	140	\$2,724	DY34-GRT3696-29-4C	141	\$2,769
DTT34-GRT36120-29	36"D x 120"W x 29"H, (3) 34" TT bases	202	\$3,440	DY34-GRT4872-29-2C	153	\$2,670	DY34-GRT4872-29-4C	154	\$2,715
DY34-GRT4872-29	48"D x 72"W x 29"H, (2) 34" Y bases	152	\$2,624	DY34-GRT4884-29-2C	173	\$3,103	DY34-GRT4884-29-4C	174	\$3,148
DY34-GRT4884-29	48"D x 84"W x 29"H, (2) 34" Y bases	172	\$3,057	DY34-GRT4896-29-2C	211	\$3,147	DY34-GRT4896-29-4C	212	\$3,192
DY34-GRT4896-29	48"D x 96"W x 29"H, (2) 34" Y bases	210	\$3,100	DTT40-GRT6072-29-2C	194	\$2,938	DTT40-GRT6072-29-4C	195	\$2,984
DTT34-GRT48120-29	48"D x 120"W x 29"H, (3) 34" TT bases	282	\$3,962	DTT40-GRT6084-29-2C	222	\$3,463	DTT40-GRT6084-29-4C	223	\$3,508
DTT34-GRT48144-29	48"D x 144"W x 29"H, (3) 40" TT bases	365	\$4,395	DTT40-GRT6096-29-2C	251	\$3,480	DTT40-GRT6096-29-4C	252	\$3,525
DTT40-GRT6072-29	60"D x 72"W x 29"H, (2) 40" TT bases	193	\$2,892						
DTT40-GRT6084-29	60"D x 84"W x 29"H, (2) 40" TT bases	221	\$3,416						
DTT40-GRT6096-29	60"D x 96"W x 29"H, (2) 40" TT bases	250	\$3,434						
DTT40-GRT60120-29	60"D x 120"W x 29"H, (3) 40" TT bases	342	\$4,575						
DTT40-GRT60144-29	60"D x 144"W x 29"H, (3) 40" TT bases	415	\$5,111						

Set Up Charges and Upcharges for Non-Standard and Custom Finishes

Model Number	Description	List Price
Group 2 Powder Coat	Set up charge, per color, per order, for Group 2 Powder Coat	\$329
Non-Standard PVC	Upcharge, per color, per order, for non-standard PVC	\$911

Required to order: Model # including options if applicable

- HPL selection
- PVC selection or wood edge finish
- powder coat color.



Racetrack  
Y Base



Racetrack  
TT Base

				Racetrack Tables (cont.)					
Model Number	Description	Wt	List Price	Model Number	Wt	List Price	Model Number		
							5/8" Wood Bevel Edges		5/8" Wood Bevel Edges, 4 casters
DY34-JRT3672-29	36"D x 72"W x 29"H, (2) 34" Y bases	118	\$2,302	DY34-JRT3672-29-2C	119	\$2,348	DY34-JRT3672-29-4C	120	\$2,393
DY34-JRT3684-29	36"D x 84"W x 29"H, (2) 34" Y bases	134	\$2,636	DY34-JRT3684-29-2C	135	\$2,682	DY34-JRT3684-29-4C	136	\$2,727
DY34-JRT3696-29	36"D x 96"W x 29"H, (2) 34" Y bases	139	\$2,676	DY34-JRT3696-29-2C	140	\$2,724	DY34-JRT3696-29-4C	141	\$2,769
DTT34-JRT36120-29	36"D x 120"W x 29"H, (3) 34" TT bases	202	\$3,440	DY34-JRT4872-29-2C	153	\$2,670	DY34-JRT4872-29-4C	154	\$2,715
DY34-JRT4872-29	48"D x 72"W x 29"H, (2) 34" Y bases	152	\$2,624	DY34-JRT4884-29-2C	173	\$3,103	DY34-JRT4884-29-4C	174	\$3,148
DY34-JRT4884-29	48"D x 84"W x 29"H, (2) 34" Y bases	172	\$3,057	DY34-JRT4896-29-2C	211	\$3,147	DY34-JRT4896-29-4C	212	\$3,192
DY34-JRT4896-29	48"D x 96"W x 29"H, (2) 34" Y bases	210	\$3,100	DTT40-JRT6072-29-2C	194	\$2,938	DTT40-JRT6072-29-4C	195	\$2,984
DTT34-JRT48120-29	48"D x 120"W x 29"H, (3) 34" TT bases	282	\$3,962	DTT40-JRT6084-29-2C	222	\$3,463	DTT40-JRT6084-29-4C	223	\$3,508
DTT34-JRT48144-29	48"D x 144"W x 29"H, (3) 34" TT bases	365	\$4,395	DTT40-JRT6096-29-2C	251	\$3,480	DTT40-JRT6096-29-4C	252	\$3,525
DTT40-JRT6072-29	60"D x 72"W x 29"H, (2) 40" TT bases	193	\$2,892						
DTT40-JRT6084-29	60"D x 84"W x 29"H, (2) 40" TT bases	221	\$3,416						
DTT40-JRT6096-29	60"D x 96"W x 29"H, (2) 40" TT bases	250	\$3,434						
DTT40-JRT60120-29	60"D x 120"W x 29"H, (3) 40" TT bases	342	\$4,575						
DTT40-JRT60144-29	60"D x 144"W x 29"H, (3) 40" TT bases	415	\$5,111						

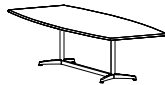
				1-1/4" Wood Bullnose Edges					
Model Number	Description	Wt	List Price	Model Number	Wt	List Price	Model Number		
							1-1/4" Wood Bullnose Edges, 2 casters		1-1/4" Wood Bullnose Edges, 4 casters
DY34-LRT3672-29	36"D x 72"W x 29"H, (2) 34" Y bases	118	\$2,537	DY34-LRT3672-29-2C	119	\$2,584	DY34-LRT3672-29-4C	120	\$2,628
DY34-LRT3684-29	36"D x 84"W x 29"H, (2) 34" Y bases	134	\$2,932	DY34-LRT3684-29-2C	135	\$2,978	DY34-LRT3684-29-4C	136	\$3,023
DY34-LRT3696-29	36"D x 96"W x 29"H, (2) 34" Y bases	139	\$2,983	DY34-LRT3696-29-2C	140	\$3,030	DY34-LRT3696-29-4C	141	\$3,074
DTT34-LRT36120-29	36"D x 120"W x 29"H, (3) 34" TT bases	202	\$3,826	DY34-LRT4872-29-2C	153	\$2,987	DY34-LRT4872-29-4C	154	\$3,032
DY34-LRT4872-29	48"D x 72"W x 29"H, (2) 34" Y bases	152	\$2,939	DY34-LRT4884-29-2C	173	\$3,493	DY34-LRT4884-29-4C	174	\$3,538
DY34-LRT4884-29	48"D x 84"W x 29"H, (2) 34" Y bases	172	\$3,447	DY34-LRT4896-29-2C	211	\$3,542	DY34-LRT4896-29-4C	212	\$3,587
DY34-LRT4896-29	48"D x 96"W x 29"H, (2) 34" Y bases	210	\$3,495	DTT40-LRT6072-29-2C	194	\$3,308	DTT40-LRT6072-29-4C	195	\$3,353
DTT34-LRT48120-29	48"D x 120"W x 29"H, (3) 34" TT bases	282	\$4,448	DTT40-LRT6084-29-2C	222	\$3,946	DTT40-LRT6084-29-4C	223	\$3,991
DTT434-LRT48144-29	48"D x 144"W x 29"H, (3) 34" TT bases	365	\$4,976	DTT40-LRT6096-29-2C	251	\$3,960	DTT40-LRT6096-29-4C	252	\$4,006
DTT40-LRT6072-29	60"D x 72"W x 29"H, (2) 40" TT bases	193	\$3,262						
DTT40-LRT6084-29	60"D x 84"W x 29"H, (2) 40" TT bases	221	\$3,900						
DTT40-LRT6096-29	60"D x 96"W x 29"H, (2) 40" TT bases	250	\$3,914						
DTT40-LRT60120-29	60"D x 120"W x 29"H, (3) 40" TT bases	342	\$5,174						
DTT40-LRT60144-29	60"D x 144"W x 29"H, (3) 40" TT bases	415	\$5,826						

### Set Up Charges and Upcharges for Non-Standard and Custom Finishes

Model Number	Description	List Price
Group 2 Powder Coat	Set up charge, per color, per order, for Group 2 Powder Coat	\$329
Non-Standard PVC	Upcharge, per color, per order, for non-standard PVC	\$911

### Required to order: Model # including options if applicable

- HPL selection
- PVC selection or wood edge finish
- powder coat color.



Boat  
Y Base



Boat  
TT Base

				Boat Tables								
Model Number	Description	Wt	List Price	Model Number	Wt	List Price	Model Number	Wt	List Price			
				<b>3mm PVC Edges</b>					<b>3mm PVC Edges, 2 casters</b>		<b>3mm PVC Edges, 4 casters</b>	
DY34-CBT30/3672-29	36"D x 72"W x 29"H, (2) 34" Y bases	118	\$1,894	DY34-CBT30/3672-29-2C	119	\$1,940	DY34-CBT30/3672-29-4C	120	\$1,986			
DY34-CBT30/3684-29	36"D x 84"W x 29"H, (2) 34" Y bases	134	\$2,073	DY34-CBT30/3684-29-2C	135	\$2,119	DY34-CBT30/3684-29-4C	136	\$2,165			
DY34-CBT30/3696-29	36"D x 96"W x 29"H, (2) 34" Y bases	139	\$2,112	DY34-CBT30/3696-29-2C	140	\$2,157	DY34-CBT30/3696-29-4C	141	\$2,203			
DTT34-CBT30/36120-29	36"D x 120"W x 29"H, (3) 34" TT bases	202	\$2,734	DY34-CBT36/4872-29-2C	153	\$2,154	DY34-CBT36/4872-29-4C	154	\$2,199			
DY34-CBT36/4872-29	48"D x 72"W x 29"H, (2) 34" Y bases	152	\$2,109	DY34-CBT36/4884-29-2C	173	\$2,369	DY34-CBT36/4884-29-4C	174	\$2,415			
DY34-CBT36/4884-29	48"D x 84"W x 29"H, (2) 34" Y bases	172	\$2,324	DY34-CBT36/4896-29-2C	211	\$2,406	DY34-CBT36/4896-29-4C	212	\$2,451			
DY34-CBT36/4896-29	48"D x 96"W x 29"H, (2) 34" Y bases	210	\$2,359	DTT40-CBT48/6072-29-2C	194	\$2,231	DTT40-CBT48/6072-29-4C	195	\$2,276			
DTT34-CBT36/48120-29	48"D x 120"W x 29"H, (3) 34" TT bases	282	\$3,064	DTT40-CBT48/6084-29-2C	222	\$2,537	DTT40-CBT48/6084-29-4C	223	\$2,583			
DTT34-CBT36/48144-29	48"D x 144"W x 29"H, (3) 34" TT bases	365	\$3,157	DTT40-CBT48/6096-29-2C	251	\$2,540	DTT40-CBT48/6096-29-4C	252	\$2,586			
DTT40-CBT48/6072-29	60"D x 72"W x 29"H, (2) 40" TT bases	193	\$2,185									
DTT40-CBT48/6084-29	60"D x 84"W x 29"H, (2) 40" TT bases	221	\$2,491									
DTT40-CBT48/6096-29	60"D x 96"W x 29"H, (2) 40" TT bases	250	\$2,494									
DTT40-CBT48/60120-29	60"D x 120"W x 29"H, (3) 40" TT bases	342	\$3,391									
DTT40-CBT48/60144-29	60"D x 144"W x 29"H, (3) 40" TT bases	415	\$3,715									

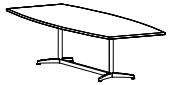
				3mm Wood Edges					3mm Wood Edges, 2 casters					3mm Wood Edges, 4 casters				
Model Number	Description	Wt	List Price	Model Number	Wt	List Price	Model Number	Wt	List Price	Model Number	Wt	List Price	Model Number	Wt	List Price			
DY34-EBT30/3672-29	36"D x 72"W x 29"H, (2) 34" Y bases	118	\$2,184	DY34-EBT30/3672-29-2C	119	\$2,230	DY34-EBT30/3672-29-4C	120	\$2,275									
DY34-EBT30/3684-29	36"D x 84"W x 29"H, (2) 34" Y bases	134	\$2,362	DY34-EBT30/3684-29-2C	135	\$2,408	DY34-EBT30/3684-29-4C	136	\$2,453									
DY34-EBT30/3696-29	36"D x 96"W x 29"H, (2) 34" Y bases	139	\$2,398	DY34-EBT30/3696-29-2C	140	\$2,444	DY34-EBT30/3696-29-4C	141	\$2,489									
DTT34-EBT30/36120-29	36"D x 120"W x 29"H, (3) 34" TT bases	202	\$3,095	DY34-EBT36/4872-29-2C	153	\$2,474	DY34-EBT36/4872-29-4C	154	\$2,519									
DY34-EBT36/4872-29	48"D x 72"W x 29"H, (2) 34" Y bases	152	\$2,429	DY34-EBT36/4884-29-2C	173	\$2,691	DY34-EBT36/4884-29-4C	174	\$2,735									
DY34-EBT36/4884-29	48"D x 84"W x 29"H, (2) 34" Y bases	172	\$2,645	DY34-EBT36/4896-29-2C	211	\$2,767	DY34-EBT36/4896-29-4C	212	\$2,811									
DY34-EBT36/4896-29	48"D x 96"W x 29"H, (2) 34" Y bases	210	\$2,719	DTT40-EBT48/6072-29-2C	194	\$2,591	DTT40-EBT48/6072-29-4C	195	\$2,636									
DTT34-EBT36/48120-29	48"D x 120"W x 29"H, (3) 34" TT bases	282	\$3,426	DTT40-EBT48/6084-29-2C	222	\$2,933	DTT40-EBT48/6084-29-4C	223	\$2,978									
DTT34-ERT36/48144-29	48"D x 144"W x 29"H, (3) 34" TT bases	365	\$3,556	DTT40-EBT48/6096-29-2C	251	\$2,938	DTT40-EBT48/6096-29-4C	252	\$2,984									
DTT40-EBT48/6072-29	60"D x 72"W x 29"H, (2) 40" TT bases	193	\$2,544															
DTT40-EBT48/6084-29	60"D x 84"W x 29"H, (2) 40" TT bases	221	\$2,887															
DTT40-EBT48/6096-29	60"D x 96"W x 29"H, (2) 40" TT bases	250	\$2,892															
DTT40-EBT48/60120-29	60"D x 120"W x 29"H, (3) 40" TT bases	342	\$3,825															
DTT40-EBT48/60144-29	60"D x 144"W x 29"H, (3) 40" TT bases	415	\$4,149															

				8mm Wood Edges					8mm Wood Edges, 2 casters					8mm Wood Edges, 4 casters				
Model Number	Description	Wt	List Price	Model Number	Wt	List Price	Model Number	Wt	List Price	Model Number	Wt	List Price	Model Number	Wt	List Price			
DY34-FBT30/3672-29	36"D x 72"W x 29"H, (2) 34" Y bases	118	\$2,184	DY34-FBT30/3672-29-2C	119	\$2,230	DY34-FBT30/3672-29-4C	120	\$2,275									
DY34-FBT30/3684-29	36"D x 84"W x 29"H, (2) 34" Y bases	134	\$2,362	DY34-FBT30/3684-29-2C	135	\$2,408	DY34-FBT30/3684-29-4C	136	\$2,453									
DY34-FBT30/3696-29	36"D x 96"W x 29"H, (2) 34" Y bases	139	\$2,398	DY34-FBT30/3696-29-2C	140	\$2,444	DY34-FBT30/3696-29-4C	141	\$2,489									
DTT34-FBT30/36120-29	36"D x 120"W x 29"H, (3) 34" TT bases	202	\$3,095	DY34-FBT36/4872-29-2C	153	\$2,474	DY34-FBT36/4872-29-4C	154	\$2,519									
DY34-FBT36/4872-29	48"D x 72"W x 29"H, (2) 34" Y bases	152	\$2,429	DY34-FBT36/4884-29-2C	173	\$2,691	DY34-FBT36/4884-29-4C	174	\$2,735									
DY34-FBT36/4884-29	48"D x 84"W x 29"H, (2) 34" Y bases	172	\$2,645	DY34-FBT36/4896-29-2C	211	\$2,767	DY34-FBT36/4896-29-4C	212	\$2,811									
DY34-FBT36/4896-29	48"D x 96"W x 29"H, (2) 34" Y bases	210	\$2,719	DTT40-FBT48/6072-29-2C	194	\$2,591	DTT40-FBT48/6072-29-4C	195	\$2,636									
DTT34-FBT36/48120-29	48"D x 120"W x 29"H, (3) 34" TT bases	282	\$3,426	DTT40-FBT48/6084-29-2C	222	\$2,933	DTT40-FBT48/6084-29-4C	223	\$2,978									
DTT34-FRT36/48144-29	48"D x 144"W x 29"H, (3) 34" TT bases	365	\$3,556	DTT40-FBT48/6096-29-2C	251	\$2,938	DTT40-FBT48/6096-29-4C	252	\$2,984									
DTT40-FBT48/6072-29	60"D x 72"W x 29"H, (2) 40" TT bases	193	\$2,544															
DTT40-FBT48/6084-29	60"D x 84"W x 29"H, (2) 40" TT bases	221	\$2,887															
DTT40-FBT48/6096-29	60"D x 96"W x 29"H, (2) 40" TT bases	250	\$2,892															
DTT40-FBT48/60120-29	60"D x 120"W x 29"H, (3) 40" TT bases	342	\$3,825															
DTT40-FBT48/60144-29	60"D x 144"W x 29"H, (3) 40" TT bases	415	\$4,149															

Set Up Charges and Upcharges for Non-Standard and Custom Finishes		
Model Number	Description	List Price
Group 2 Powder Coat	Set up charge, per color, per order, for Group 2 Powder Coat	\$329
Non-Standard PVC	Upcharge, per color, per order, for non-standard PVC	\$911

Required to order: Model # including options if applicable

- HPL selection
- PVC selection or wood edge finish
- powder coat color.



Boat  
Y Base



Boat  
TT Base

				Boat Tables (cont.)							
Model Number	Description	Wt	List Price	Model Number	Wt	List Price	Model Number	Wt	List Price		
				<b>5/8" Wood Bullnose Edges</b>				<b>5/8" Wood Bullnose Edges, 2 casters</b>			
DY34-GBT30/3672-29	36"D x 72"W x 29"H, (2) 34" Y bases	118	\$2,209	DY34-GBT30/3672-29-2C	119	\$2,255	DY34-GBT30/3672-29-4C	120	\$2,300		
DY34-GBT30/3684-29	36"D x 84"W x 29"H, (2) 34" Y bases	134	\$2,510	DY34-GBT30/3684-29-2C	135	\$2,566	DY34-GBT30/3684-29-4C	136	\$2,600		
DY34-GBT30/3696-29	36"D x 96"W x 29"H, (2) 34" Y bases	139	\$2,552	DY34-GBT30/3696-29-2C	140	\$2,598	DY34-GBT30/3696-29-4C	141	\$2,644		
DTT34-GBT30/36120-29	36"D x 120"W x 29"H, (3) 34" TT bases	202	\$3,289	DY34-GBT36/4872-29-2C	153	\$2,548	DY34-GBT36/4872-29-4C	154	\$2,593		
DY34-GBT36/4872-29	48"D x 72"W x 29"H, (2) 34" Y bases	152	\$2,500	DY34-GBT36/4884-29-2C	173	\$2,944	DY34-GBT36/4884-29-4C	174	\$2,989		
DY34-GBT36/4884-29	48"D x 84"W x 29"H, (2) 34" Y bases	172	\$2,898	DY34-GBT36/4896-29-2C	211	\$2,984	DY34-GBT36/4896-29-4C	212	\$3,030		
DY34-GBT36/4896-29	48"D x 96"W x 29"H, (2) 34" Y bases	210	\$2,937	DTT40-GBT48/6072-29-2C	194	\$2,785	DTT40-GBT48/6072-29-4C	195	\$2,830		
DTT34-GBT36/48120-29	48"D x 120"W x 29"H, (3) 34" TT bases	282	\$3,759	DTT40-GBT48/6084-29-2C	222	\$3,266	DTT40-GBT48/6084-29-4C	223	\$3,310		
DTT34-GBT36/48144-29	48"D x 144"W x 29"H, (3) 34" TT bases	365	\$4,155	DTT40-GBT48/6096-29-2C	251	\$3,276	DTT40-GBT48/6096-29-4C	252	\$3,322		
DTT40-GBT48/6072-29	60"D x 72"W x 29"H, (2) 40" TT bases	193	\$2,739								
DTT40-GBT48/6084-29	60"D x 84"W x 29"H, (2) 40" TT bases	221	\$3,219								
DTT40-GBT48/6096-29	60"D x 96"W x 29"H, (2) 40" TT bases	250	\$3,230								
DTT40-GBT48/60120-29	60"D x 120"W x 29"H, (3) 40" TT bases	342	\$4,326								
DTT40-GBT48/60144-29	60"D x 144"W x 29"H, (3) 40" TT bases	415	\$4,813								

<b>5/8" Wood Bevel Edges</b>			
DY34-JBT30/3672-29	36"D x 72"W x 29"H, (2) 34" Y bases	118	\$2,209
DY34-JBT30/3684-29	36"D x 84"W x 29"H, (2) 34" Y bases	134	\$2,510
DY34-JBT30/3696-29	36"D x 96"W x 29"H, (2) 34" Y bases	139	\$2,552
DTT34-JBT30/36120-29	36"D x 120"W x 29"H, (3) 34" TT bases	202	\$3,289
DY34-JBT36/4872-29	48"D x 72"W x 29"H, (2) 34" Y bases	152	\$2,500
DY34-JBT36/4884-29	48"D x 84"W x 29"H, (2) 34" Y bases	172	\$2,898
DY34-JBT36/4896-29	48"D x 96"W x 29"H, (2) 34" Y bases	210	\$2,937
DTT34-JBT36/48120-29	48"D x 120"W x 29"H, (3) 34" TT bases	282	\$3,759
DTT34-JBT36/48144-29	48"D x 144"W x 29"H, (3) 34" TT bases	365	\$4,155
DTT40-JBT48/6072-29	60"D x 72"W x 29"H, (2) 40" TT bases	193	\$2,739
DTT40-JBT48/6084-29	60"D x 84"W x 29"H, (2) 40" TT bases	221	\$3,219
DTT40-JBT48/6096-29	60"D x 96"W x 29"H, (2) 40" TT bases	250	\$3,230
DTT40-JBT48/60120-29	60"D x 120"W x 29"H, (3) 40" TT bases	342	\$4,326
DTT40-JBT48/60144-29	60"D x 144"W x 29"H, (3) 40" TT bases	415	\$4,813

<b>5/8" Wood Bevel Edges, 2 casters</b>			
DY34-JBT30/3672-29-2C	119	\$2,255	
DY34-JBT30/3684-29-2C	135	\$2,566	
DY34-JBT30/3696-29-2C	140	\$2,598	
DY34-JBT36/4872-29-2C	153	\$2,548	
DY34-JBT36/4884-29-2C	173	\$2,944	
DY34-JBT36/4896-29-2C	211	\$2,984	
DTT40-JBT48/6072-29-2C	194	\$2,785	
DTT40-JBT48/6084-29-2C	222	\$3,266	
DTT40-JBT48/6096-29-2C	251	\$3,276	

<b>5/8" Wood Bevel Edges, 4 casters</b>			
DY34-JBT30/3672-29-4C	120	\$2,300	
DY34-JBT30/3684-29-4C	136	\$2,600	
DY34-JBT30/3696-29-4C	141	\$2,644	
DY34-JBT36/4872-29-4C	154	\$2,593	
DY34-JBT36/4884-29-4C	174	\$2,989	
DY34-JBT36/4896-29-4C	212	\$3,030	
DTT40-JBT48/6072-29-4C	195	\$2,830	
DTT40-JBT48/6084-29-4C	223	\$3,310	
DTT40-JBT48/6096-29-4C	252	\$3,322	

<b>1-1/4" Wood Bullnose Edges</b>			
DY34-LBT30/3672-29	36"D x 72"W x 29"H, (2) 34" Y bases	118	\$2,477
DY34-LBT30/3684-29	36"D x 84"W x 29"H, (2) 34" Y bases	134	\$2,856
DY34-LBT30/3696-29	36"D x 96"W x 29"H, (2) 34" Y bases	139	\$2,904
DTT34-LBT30/36120-29	36"D x 120"W x 29"H, (3) 34" TT bases	202	\$3,726
DY34-LBT36/4872-29	48"D x 72"W x 29"H, (2) 34" Y bases	152	\$3,343
DY34-LBT36/4884-29	48"D x 84"W x 29"H, (2) 34" Y bases	172	\$2,860
DY34-LBT36/4896-29	48"D x 96"W x 29"H, (2) 34" Y bases	210	\$3,343
DTT34-LBT36/48120-29	48"D x 120"W x 29"H, (3) 34" TT bases	282	\$4,318
DTT34-LBT36/48144-29	48"D x 144"W x 29"H, (3) 34" TT bases	365	\$4,823
DTT40-LBT48/6072-29	60"D x 72"W x 29"H, (2) 40" TT bases	193	\$3,164
DTT40-LBT48/6084-29	60"D x 84"W x 29"H, (2) 40" TT bases	221	\$3,773
DTT40-LBT48/6096-29	60"D x 96"W x 29"H, (2) 40" TT bases	250	\$3,786
DTT40-LBT48/60120-29	60"D x 120"W x 29"H, (3) 40" TT bases	342	\$5,015
DTT40-LBT48/60144-29	60"D x 144"W x 29"H, (3) 40" TT bases	415	\$5,639

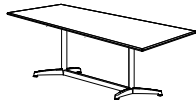
<b>1-1/4" Wood Bullnose Edges, 2 casters</b>			
DY34-LBT30/3672-29-2C	119	\$2,523	
DY34-LBT30/3684-29-2C	135	\$2,903	
DY34-LBT30/3696-29-2C	140	\$2,950	
DY34-LBT36/4872-29-2C	153	\$3,389	
DY34-LBT36/4884-29-2C	173	\$2,907	
DY34-LBT36/4896-29-2C	211	\$3,389	
DTT40-LBT48/6072-29-2C	194	\$3,209	
DTT40-LBT48/6084-29-2C	222	\$3,820	
DTT40-LBT48/6096-29-2C	251	\$3,832	
DTT40-LBT48/60120-29-2C	343	\$5,062	

<b>1-1/4" Wood Bullnose Edges, 4 casters</b>			
DY34-LBT30/3672-29-4C	120	\$2,569	
DY34-LBT30/3684-29-4C	136	\$2,947	
DY34-LBT30/3696-29-4C	141	\$2,994	
DY34-LBT36/4872-29-4C	154	\$3,434	
DY34-LBT36/4884-29-4C	174	\$2,952	
DY34-LBT36/4896-29-4C	212	\$3,434	
DTT40-LBT48/6072-29-4C	195	\$3,254	
DTT40-LBT48/6084-29-4C	223	\$3,865	
DTT40-LBT48/6096-29-4C	252	\$3,877	
DTT40-LBT48/60120-29-4C	344	\$5,106	

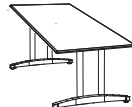
<b>Set Up Charges and Upcharges for Non-Standard and Custom Finishes</b>		
Model Number	Description	List Price
Group 2 Powder Coat	Set up charge, per color, per order, for Group 2 Powder Coat	\$329
Non-Standard PVC	Upcharge, per color, per order, for non-standard PVC	\$911

**Required to order:** Model # including options if applicable

- HPL selection
- PVC selection or wood edge finish
- powder coat color.



Rectangle  
Y Base



Rectangle  
TT Base

				Rectangle Tables					
Model Number	Description	Wt	List Price	Model Number	Wt	List Price	Model Number	Wt	List Price
<b>3mm PVC Edges</b>				<b>3mm PVC Edges, 2 casters</b>			<b>3mm PVC Edges, 4 casters</b>		
DY34-C3672-29	36"D x 72"W x 29"H, (2) 34" Y base	129	\$1,788	DY34-C3672-29-2C	130	\$1,834	DY34-C3672-29-4C	131	\$1,879
DY34-C3684-29	36"D x 84"W x 29"H, (2) 34" Y base	143	\$1,964	DY34-C3684-29-2C	144	\$2,010	DY34-C3684-29-4C	145	\$2,055
DY34-C3696-29	36"D x 96"W x 29"H, (2) 34" Y base	148	\$2,000	DY34-C3696-29-2C	149	\$2,047	DY34-C3696-29-4C	150	\$2,092
DTT34-C36120-29	36"D x 120"W x 29"H, (3) 34" TT base	211	\$2,596	DY34-C4872-29-2C	163	\$1,880	DY34-C4872-29-4C	164	\$1,926
DY34-C4872-29	48"D x 72"W x 29"H, (2) 34" Y base	162	\$1,834	DY34-C4884-29-2C	183	\$2,062	DY34-C4884-29-4C	184	\$2,106
DY34-C4884-29	48"D x 84"W x 29"H, (2) 34" Y base	182	\$2,015	DY34-C4896-29-2C	202	\$2,098	DY34-C4896-29-4C	203	\$2,144
DY34-C4896-29	48"D x 96"W x 29"H, (2) 34" Y base	201	\$2,052	DTT40-C6072-29-2C	214	\$2,085	DTT40-C6072-29-4C	215	\$2,130
DTT34-C48120-29	48"D x 120"W x 29"H, (3) 34" TT base	263	\$2,664	DTT40-C6084-29-2C	244	\$2,355	DTT40-C6084-29-4C	245	\$2,400
DTT34-C48144-29	48"D x 144"W x 29"H, (3) 34" TT base	302	\$2,880	DTT40-C6096-29-2C	276	\$2,360	DTT40-C6096-29-4C	277	\$2,406
DTT40-C6072-29	60"D x 72"W x 29"H, (2) 40" TT base	213	\$2,038						
DTT40-C6084-29	60"D x 84"W x 29"H, (2) 40" TT base	243	\$2,309						
DTT40-C6096-29	60"D x 96"W x 29"H, (2) 40" TT base	275	\$2,314						
DTT40-C60120-29	60"D x 120"W x 29"H, (3) 40" TT base	371	\$3,188						
DTT40-C60144-29	60"D x 144"W x 29"H, (3) 40" TT base	434	\$3,425						

<b>3mm Wood Edges</b>			
DY34-E3672-29	36"D x 72"W x 29"H, (2) 34" Y base	129	\$1,998
DY34-E3684-29	36"D x 84"W x 29"H, (2) 34" Y base	143	\$2,179
DY34-E3696-29	36"D x 96"W x 29"H, (2) 34" Y base	148	\$2,216
DTT34-E36120-29	36"D x 120"W x 29"H, (3) 34" TT base	211	\$2,948
DY34-E4872-29	48"D x 72"W x 29"H, (2) 34" Y base	162	\$2,176
DY34-E4884-29	48"D x 84"W x 29"H, (2) 34" Y base	182	\$2,354
DY34-E4896-29	48"D x 96"W x 29"H, (2) 34" Y base	201	\$2,429
DTT34-E48120-29	48"D x 120"W x 29"H, (3) 34" TT base	263	\$3,508
DTT34-E48144-29	48"D x 144"W x 29"H, (3) 34" TT base	302	\$3,782
DTT40-E6072-29	60"D x 72"W x 29"H, (2) 40" TT base	213	\$2,290
DTT40-E6084-29	60"D x 84"W x 29"H, (2) 40" TT base	243	\$2,610
DTT40-E6096-29	60"D x 96"W x 29"H, (2) 40" TT base	275	\$2,599
DTT40-E60120-29	60"D x 120"W x 29"H, (3) 40" TT base	371	\$3,508
DTT40-E60144-29	60"D x 144"W x 29"H, (3) 40" TT base	434	\$3,782

<b>3mm Wood Edges, 2 casters</b>			
DY34-E3672-29-2C	130	\$2,045	
DY34-E3684-29-2C	144	\$2,226	
DY34-E3696-29-2C	149	\$2,263	
DY34-E4872-29-2C	163	\$2,223	
DY34-E4884-29-2C	183	\$2,400	
DY34-E4896-29-2C	202	\$2,474	
DTT40-E6072-29-2C	214	\$2,336	
DTT40-E6084-29-2C	244	\$2,656	
DTT40-E6096-29-2C	276	\$2,646	

<b>3mm Wood Edges, 4 casters</b>			
DY34-E3672-29-4C	131	\$2,090	
DY34-E3684-29-4C	145	\$2,271	
DY34-E3696-29-4C	150	\$2,308	
DY34-E4872-29-4C	164	\$2,268	
DY34-E4884-29-4C	184	\$2,445	
DY34-E4896-29-4C	203	\$2,519	
DTT40-E6072-29-4C	215	\$2,382	
DTT40-E6084-29-4C	245	\$2,702	
DTT40-E6096-29-4C	277	\$2,691	

<b>8mm Wood Edges</b>			
DY34-F3672-29	36"D x 72"W x 29"H, (2) 34" Y base	129	\$1,998
DY34-F3684-29	36"D x 84"W x 29"H, (2) 34" Y base	143	\$2,179
DY34-F3696-29	36"D x 96"W x 29"H, (2) 34" Y base	148	\$2,216
DTT34-F36120-29	36"D x 120"W x 29"H, (3) 34" TT base	211	\$2,948
DY34-F4872-29	48"D x 72"W x 29"H, (2) 34" Y base	162	\$2,176
DY34-F4884-29	48"D x 84"W x 29"H, (2) 34" Y base	182	\$2,354
DY34-F4896-29	48"D x 96"W x 29"H, (2) 34" Y base	201	\$2,429
DTT34-F48120-29	48"D x 120"W x 29"H, (3) 34" TT base	263	\$3,508
DTT34-F48144-29	48"D x 144"W x 29"H, (3) 34" TT base	302	\$3,782
DTT40-F6072-29	60"D x 72"W x 29"H, (2) 40" TT base	213	\$2,290
DTT40-F6084-29	60"D x 84"W x 29"H, (2) 40" TT base	243	\$2,610
DTT40-F6096-29	60"D x 96"W x 29"H, (2) 40" TT base	275	\$2,599
DTT40-F60120-29	60"D x 120"W x 29"H, (3) 40" TT base	371	\$3,508
DTT40-F60144-29	60"D x 144"W x 29"H, (3) 40" TT base	434	\$3,782

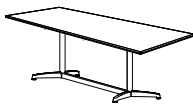
<b>8mm Wood Edges, 2 casters</b>			
DY34-F3672-29-2C	130	\$2,045	
DY34-F3684-29-2C	144	\$2,226	
DY34-F3696-29-2C	149	\$2,263	
DY34-F4872-29-2C	163	\$2,223	
DY34-F4884-29-2C	183	\$2,400	
DY34-F4896-29-2C	202	\$2,474	
DTT40-F6072-29-2C	214	\$2,336	
DTT40-F6084-29-2C	244	\$2,656	
DTT40-F6096-29-2C	276	\$2,646	

<b>8mm Wood Edges, 4 casters</b>			
DY34-F3672-29-4C	131	\$2,090	
DY34-F3684-29-4C	145	\$2,271	
DY34-F3696-29-4C	150	\$2,308	
DY34-F4872-29-4C	164	\$2,268	
DY34-F4884-29-4C	184	\$2,445	
DY34-F4896-29-4C	203	\$2,519	
DTT40-F6072-29-4C	215	\$2,382	
DTT40-F6084-29-4C	245	\$2,702	
DTT40-F6096-29-4C	277	\$2,691	

<b>Set Up Charges and Upcharges for Non-Standard and Custom Finishes</b>		
Model Number	Description	List Price
Group 2 Powder Coat	Set up charge, per color, per order, for Group 2 Powder Coat	\$329
Non-Standard PVC	Upcharge, per color, per order, for non-standard PVC	\$911

**Required to order:** Model # including options if applicable

- HPL selection
- PVC selection or wood edge finish
- powder coat color.



Rectangle  
Y Base



Rectangle  
TT Base

				Rectangle (cont.)						
Model Number	Description	Wt	List Price	Model Number	Wt	List Price	Model Number	Wt	List Price	
				<b>5/8" Wood Bullnose Edges</b>					<b>5/8" Wood Bullnose Edges, 2 casters</b>	
				<b>5/8" Wood Bullnose Edges, 4 casters</b>						
DY34-G3672-29	36"D x 72"W x 29"H, (2) 34" Y base	129	\$2,092	DY34-G3672-29-2C	130	\$2,138	DY34-G3672-29-4C	131	\$2,183	
DY34-G3684-29	36"D x 84"W x 29"H, (2) 34" Y base	143	\$2,338	DY34-G3684-29-2C	144	\$2,385	DY34-G3684-29-4C	145	\$2,430	
DY34-G3696-29	36"D x 96"W x 29"H, (2) 34" Y base	148	\$2,406	DY34-G3696-29-2C	149	\$2,452	DY34-G3696-29-4C	150	\$2,496	
DTT34-G36120-29	36"D x 120"W x 29"H, (3) 34" TT base	211	\$3,105	DY34-G4872-29-2C	163	\$2,376	DY34-G4872-29-4C	164	\$2,420	
DY34-G4872-29	48"D x 72"W x 29"H, (2) 34" Y base	162	\$2,330	DY34-G4884-29-2C	183	\$2,711	DY34-G4884-29-4C	184	\$2,756	
DY34-G4884-29	48"D x 84"W x 29"H, (2) 34" Y base	182	\$2,666	DY34-G4896-29-2C	202	\$2,754	DY34-G4896-29-4C	203	\$2,799	
DY34-G4896-29	48"D x 96"W x 29"H, (2) 34" Y base	201	\$2,708	DTT40-G6072-29-2C	214	\$2,572	DTT40-G6072-29-4C	215	\$2,617	
DTT34-G48120-29	48"D x 120"W x 29"H, (3) 34" TT base	263	\$3,471	DTT40-G6084-29-2C	244	\$2,976	DTT40-G6084-29-4C	245	\$3,020	
DTT34-G48144-29	48"D x 144"W x 29"H, (3) 34" TT base	302	\$3,807	DTT40-G6096-29-2C	276	\$2,988	DTT40-G6096-29-4C	277	\$3,033	
DTT40-G6072-29	60"D x 72"W x 29"H, (2) 40" TT base	213	\$2,526							
DTT40-G6084-29	60"D x 84"W x 29"H, (2) 40" TT base	243	\$2,930							
DTT40-G6096-29	60"D x 96"W x 29"H, (2) 40" TT base	275	\$2,942							
DTT40-G60120-29	60"D x 120"W x 29"H, (3) 40" TT base	371	\$3,967							
DTT40-G60144-29	60"D x 144"W x 29"H, (3) 40" TT base	434	\$4,382							

<b>5/8" Wood Bevel Edges</b>			
DY34-J3672-29	36"D x 72"W x 29"H, (2) 34" Y base	129	\$2,092
DY34-J3684-29	36"D x 84"W x 29"H, (2) 34" Y base	143	\$2,338
DY34-J3696-29	36"D x 96"W x 29"H, (2) 34" Y base	148	\$2,406
DTT34-J36120-29	36"D x 120"W x 29"H, (3) 34" TT base	211	\$3,105
DY34-J4872-29	48"D x 72"W x 29"H, (2) 34" Y base	162	\$2,330
DY34-J4884-29	48"D x 84"W x 29"H, (2) 34" Y base	182	\$2,666
DY34-J4896-29	48"D x 96"W x 29"H, (2) 34" Y base	201	\$2,708
DTT34-J48120-29	48"D x 120"W x 29"H, (3) 34" TT base	263	\$3,471
DTT34-J48144-29	48"D x 144"W x 29"H, (3) 34" TT base	302	\$3,807
DTT40-J6072-29	60"D x 72"W x 29"H, (2) 40" TT base	213	\$2,526
DTT40-J6084-29	60"D x 84"W x 29"H, (2) 40" TT base	243	\$2,930
DTT40-J6096-29	60"D x 96"W x 29"H, (2) 40" TT base	275	\$2,942
DTT40-J60120-29	60"D x 120"W x 29"H, (3) 40" TT base	371	\$3,967
DTT40-J60144-29	60"D x 144"W x 29"H, (3) 40" TT base	434	\$4,382

<b>5/8" Wood Bevel Edges, 2 casters</b>		
DY34-J3672-29-2C	130	\$2,138
DY34-J3684-29-2C	144	\$2,385
DY34-J3696-29-2C	149	\$2,452
DY34-J4872-29-2C	163	\$2,376
DY34-J4884-29-2C	183	\$2,711
DY34-J4896-29-2C	202	\$2,754
DTT40-J6072-29-2C	214	\$2,572
DTT40-J6084-29-2C	244	\$2,976
DTT40-J6096-29-2C	276	\$2,988

<b>5/8" Wood Bevel Edges, 4 casters</b>		
DY34-J3672-29-4C	131	\$2,183
DY34-J3684-29-4C	145	\$2,430
DY34-J3696-29-4C	150	\$2,496
DY34-J4872-29-4C	164	\$2,420
DY34-J4884-29-4C	184	\$2,756
DY34-J4896-29-4C	203	\$2,799
DTT40-J6072-29-4C	215	\$2,617
DTT40-J6084-29-4C	245	\$3,020
DTT40-J6096-29-4C	277	\$3,033

<b>1-1/4" Wood Bullnose Edges</b>			
DY34-L3672-29	36"D x 72"W x 29"H, (2) 34" Y base	129	\$2,171
DY34-L3684-29	36"D x 84"W x 29"H, (2) 34" Y base	143	\$2,459
DY34-L3696-29	36"D x 96"W x 29"H, (2) 34" Y base	148	\$2,506
DTT34-L36120-29	36"D x 120"W x 29"H, (3) 34" T base	211	\$3,244
DY34-L4872-29	48"D x 72"W x 29"H, (2) 34" Y base	162	\$2,500
DY34-L4884-29	48"D x 84"W x 29"H, (2) 34" Y base	182	\$2,885
DY34-L4896-29	48"D x 96"W x 29"H, (2) 34" Y base	201	\$2,930
DTT34-L48120-29	48"D x 120"W x 29"H, (3) 34" TT base	263	\$3,747
DTT34-L48144-29	48"D x 144"W x 29"H, (3) 34" TT base	302	\$4,140
DTT40-L6072-29	60"D x 72"W x 29"H, (2) 40" TT base	213	\$2,732
DTT40-L6084-29	60"D x 84"W x 29"H, (2) 40" TT base	243	\$3,197
DTT40-L6096-29	60"D x 96"W x 29"H, (2) 40" TT base	275	\$3,208
DTT40-L60120-29	60"D x 120"W x 29"H, (3) 40" TT base	371	\$4,295
DTT40-L60144-29	60"D x 144"W x 29"H, (3) 40" TT base	434	\$4,779

<b>1-1/4" Wood Bullnose Edges, 2 casters</b>		
DY34-L3672-29-2C	130	\$2,218
DY34-L3684-29-2C	144	\$2,506
DY34-L3696-29-2C	149	\$2,551
DY34-L4872-29-2C	163	\$2,548
DY34-L4884-29-2C	183	\$2,931
DY34-L4896-29-2C	202	\$2,976
DTT40-L6072-29-2C	214	\$2,778
DTT40-L6084-29-2C	244	\$3,244
DTT40-L6096-29-2C	276	\$3,254

<b>1-1/4" Wood Bullnose Edges, 4 casters</b>		
DY34-L3672-29-4C	131	\$2,263
DY34-L3684-29-4C	145	\$2,550
DY34-L3696-29-4C	150	\$2,596
DY34-L4872-29-4C	164	\$2,593
DY34-L4884-29-4C	184	\$2,976
DY34-L4896-29-4C	203	\$3,020
DTT40-L6072-29-4C	215	\$2,824
DTT40-L6084-29-4C	245	\$3,288
DTT40-L6096-29-4C	277	\$3,299

<b>Set Up Charges and Upcharges for Non-Standard and Custom Finishes</b>		
Model Number	Description	List Price
Group 2 Powder Coat	Set up charge, per color, per order, for Group 2 Powder Coat	\$329
Non-Standard PVC	Upcharge, per color, per order, for non-standard PVC	\$911

- Required to order:** Model # including options if applicable
- HPL selection
  - PVC selection or wood edge finish
  - powder coat color.