


# AD LIB

---

**Interactive**



---

AD3

36"D x 36"W x 34"H

# AD LIB



AD2




AD2C



AD3C



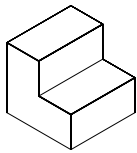
AD3



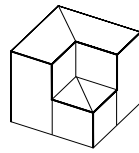
AD2OC

## AD LIB

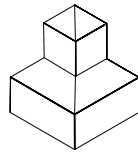
- Fully upholstered modules featuring 2" thick high density upholstery grade foam on seat and 3/4" thick foam on all side surfaces.
- Single needle top stitch.
- 3/4" thick hardwood plywood assembled frame.
- Multi-groove dowel construction.
- Available as 2-tier, 3-tier, 2-tier corner and 3-tier corner modules. (Seating available in both inside and outside facing corners.)
- Base equipped with self-leveling glides.
- Adult versions also available.



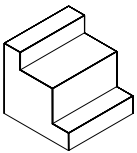
AD2/ADD2



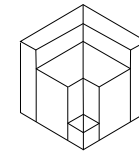
AD2C/ADD2C



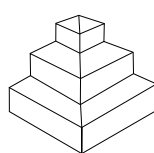
AD2OC



AD3/ADD3



AD3C/ADD3C



AD3OC

### AD LIB 2 TIER STANDARD DIMENSIONS

MODEL	DEPTH"	WIDTH"	HEIGHT"
AD2	36	36	34
ADD2	40	36	34
INSIDE CORNER STANDARD DIMENSIONS			
AD2C	36	36	34
ADD2C	40	40	34
OUTSIDE CORNER STANDARD DIMENSIONS			
AD2OC	36	36	34
ADD2OC	40	40	34

#### General Specifications

**Frame:** Frame is assembled with 3/4" thick hardwood plywood assembled frame, multi-groove dowel construction.

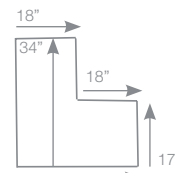
**Foam and Upholstery:** Foam is applied to frame; 3/4" thick, high density upholstery grade foam on horizontal surfaces and 1" thick, high density

### To Order, Choose Finish Selections & Options

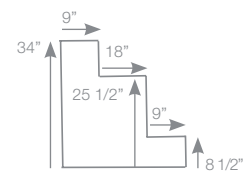
**Upholstery:** Choose fabric for each surface of the unit. Follow the Fabric Schedule on the attached page to specify desired fabric placement.

View our fabric choices at

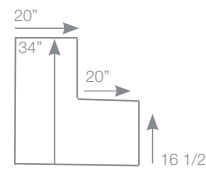
<https://www.mediatechnologies.com/resources/fabrics>



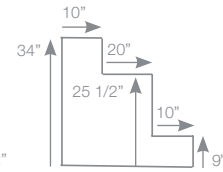
AD2  
AD2C  
AD2OC



AD3  
AD3C  
AD3OC



ADD2  
ADD2C  
ADD2OC



ADD3  
ADD3C  
ADD3OC

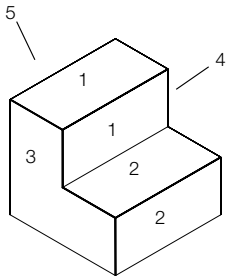
### AD LIB 3 TIER STANDARD DIMENSIONS

MODEL	DEPTH"	WIDTH"	HEIGHT"
AD3	36	36	34
ADD3	40	36	34
INSIDE CORNER STANDARD DIMENSIONS			
AD3C	36	36	34
ADD3C	40	40	34
OUTSIDE CORNER STANDARD DIMENSIONS			
AD3OC	36	36	34
ADD3OC	40	40	34

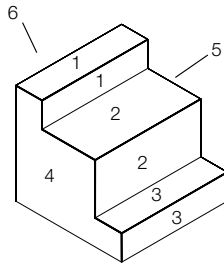
foam on vertical surfaces. All seams are single needle top stitch and fabric is stapled to the interior portion of the frame at the base.

**Glides:** Unit is equipped with self-leveling glides.

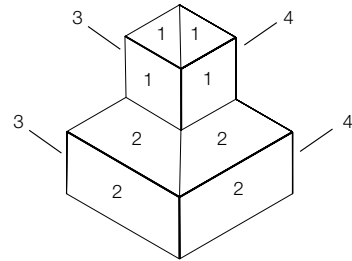
# AD LIB FINISH DESIGNATOR



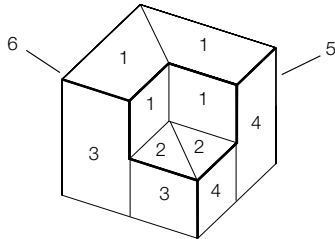
AD2  
ADD2



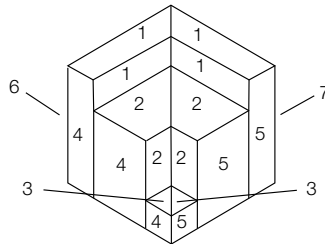
AD3  
ADD3



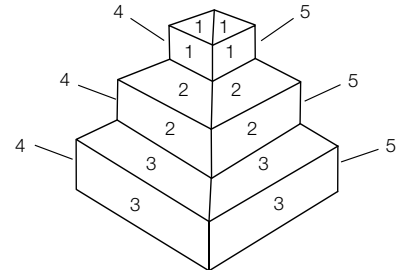
AD2OC



AD2C  
ADD2C



AD3C  
ADD3C



AD3OC

\*COM Yardage:

AD2	5.5 yd	AD3	5.5 yd	AD2C	5.5 yd	AD3C	5.5 yd
ADD2	6 yd	ADD3	6 yd	ADD2C	6 yd	ADD3C	6 yd

**Job:**

**Model Number:**

**Fabric Schedule:**

1 \_\_\_\_\_

2 \_\_\_\_\_

3 \_\_\_\_\_

4 \_\_\_\_\_

5 \_\_\_\_\_

6 \_\_\_\_\_

7 \_\_\_\_\_

\*COM yardage is based on single material. For multiple selections divide number of colors by total faces and factor up by 20%.



adlib-finishdesignator-210108

892 Industrial Park Drive  
 Shelby, MI 49455  
 P: 231.861.2194  
 F: 231.861.6678  
 www.mediatechnologies.com  
 sales@mediatechnologies.com

