

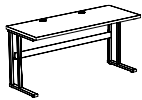
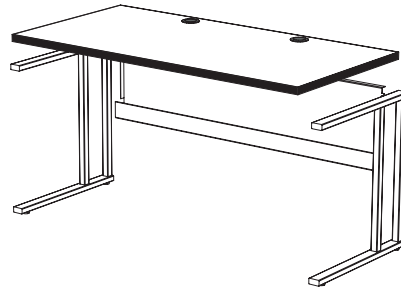
General Specifications

Table Top: Includes (1) cabling grommet per user space. Table tops are 1-1/4" thick, three-ply 45# particleboard construction with .050" high-pressure laminate top surface and a .030" phenolic backer. Corners for rectilinear tops: Square corners on banded tops have a 1/8" radius. Rounded corners on all tops have a 2" radius.

Steel End Frames: Are weldments of 14 gauge steel tubing with 1"x2" horizontal members and 1 1/4" x 1 1/4" uprights. Bottom members have welded threaded inserts for leveling glides. Uprights are drilled to receive 1/4"-20 connector bolts for attachment of modesty/wire management panels.

Steel Intermediate Frames: Differ from end frames only in the length of the bottom member, which is shortened for leg and chair clearance.

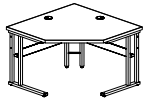
Finish: Visit our website for Finish and Color Guide for choices.



Standard Steel End Frames					Rectangular Tables with Squared Corners		
Part Number	Item Description	Wt	List Price	3mm PVC Edges	Standard Steel End Frames, Mobile		
					Part Number	Wt	List Price
WCT-C2437-29	24"D x 37"W x 29"H	60	\$1,000		WCT-C2437-29-4C	62	\$1,092
WCT-C2448-29	24"D x 48"W x 29"H	74	\$1,058		WCT-C2448-29-4C	76	\$1,149
WCT-C2460-29	24"D x 60"W x 29"H	88	\$1,160		WCT-C2460-29-4C	90	\$1,251
WCT-C3037-29	30"D x 37"W x 29"H	72	\$1,058		WCT-C3037-29-4C	74	\$1,149
WCT-C3048-29	30"D x 48"W x 29"H	88	\$1,103		WCT-C3048-29-4C	90	\$1,194
WCT-C3060-29	30"D x 60"W x 29"H	105	\$1,223		WCT-C3060-29-4C	107	\$1,313
3mm Wood Edges					3mm Wood Edges		
WCT-E2437-29	24"D x 37"W x 29"H	60	\$1,153		WCT-E2437-29-4C	62	\$1,245
WCT-E2448-29	24"D x 48"W x 29"H	74	\$1,213		WCT-E2448-29-4C	76	\$1,304
WCT-E2460-29	24"D x 60"W x 29"H	88	\$1,354		WCT-E2460-29-4C	90	\$1,445
WCT-E3037-29	30"D x 37"W x 29"H	72	\$1,215		WCT-E3037-29-4C	74	\$1,306
WCT-E3048-29	30"D x 48"W x 29"H	88	\$1,349		WCT-E3048-29-4C	90	\$1,439
WCT-E3060-29	30"D x 60"W x 29"H	105	\$1,485		WCT-E3060-29-4C	107	\$1,575

Steel End Frames with Intermediate Frames				Steel End Frames with Intermediate Frames, Mobile		
Part Number	Item Description	Wt	List Price	3mm PVC Edges	Standard Steel End Frames, Mobile	
					Part Number	List Price
WCT-C2472-3-29	24"D x 72"W x 29"H	111	\$1,336		WCT-C2472-3-29-6C	\$1,473
WCT-C24107-4-29	24"D x 107"W x 29"H	137	\$1,872		WCT-C24107-4-29-8C	\$2,053
WCT-C3072-3-29	30"D x 72"W x 29"H	132	\$1,429		WCT-C3072-3-29-6C	\$1,565
WCT-C30107-4-29	30"D x 107"W x 29"H	137	\$1,989		WCT-C30107-4-29-8C	\$2,171
3mm Wood Edges				3mm Wood Edges		
WCT-E2472-3-29	24"D x 72"W x 29"H	111	\$1,579		WCT-E2472-3-29-6C	\$1,717
WCT-E24107-4-29	24"D x 107"W x 29"H	137	\$2,128		WCT-E24107-4-29-8C	\$2,311
WCT-E3072-3-29	30"D x 72"W x 29"H	132	\$1,674		WCT-E3072-3-29-6C	\$1,810
WCT-E30107-4-29	30"D x 107"W x 29"H	137	\$2,249		WCT-E30107-4-29-8C	\$2,431

Standard Steel End Frames					Rectangular Tables with Scalloped Tops		
Part Number	Item Description	Wt	List Price	3mm PVC Edges	Standard Steel End Frames, Mobile		
					Part Number	Wt	List Price
WCT-C2437SR2-29	24"D x 37"W x 29"H	60	\$1,053		WCT-C2437SR2-29-4C	62	\$1,145
WCT-C2448SR2-29	24"D x 48"W x 29"H	74	\$1,111		WCT-C2448SR2-29-4C	76	\$1,202
WCT-C2460SR2-29	24"D x 60"W x 29"H	88	\$1,213		WCT-C2460SR2-29-4C	90	\$1,304
WCT-C3037SR2-29	30"D x 37"W x 29"H	72	\$1,111		WCT-C3037SR2-29-4C	74	\$1,202
WCT-C3048SR2-29	30"D x 48"W x 29"H	88	\$1,155		WCT-C3048SR2-29-4C	90	\$1,247
WCT-C3060SR2-29	30"D x 60"W x 29"H	105	\$1,275		WCT-C3060SR2-29-4C	107	\$1,366
Scalloped Tops, Steel End Frames with Intermediate Frames					Scalloped Tops, Steel End Frames with Intermediate Frames, Mobile		
Part Number	Item Description	Wt	List Price	3mm PVC Edges	Standard Steel End Frames, Mobile		
					Part Number	List Price	
WCT-C2472SR2-3-29	24"D x 72"W x 29"H	111	\$1,389		WCT-C2472SR2-3-29-6C	\$1,526	
WCT-C3072SR2-3-29	30"D x 72"W x 29"H	132	\$1,482		WCT-C3072SR2-3-29-6C	\$1,617	



Corner Tables with Squared Corners

Standard Steel End Frames				
Part Number	Item Description	Wt	List Price	
3mm PVC Edges				
WCT-C42/2424-29	42"W x 42"D 24/24 Returns x 29"H	98	\$2,110	
WCT-C42/2430-29	42"W x 42"D 24/30 Returns x 29"H	100	\$2,110	
WCT-C42/3024-29	42"W x 42"D 30/24 Returns x 29"H	100	\$2,110	
WCT-C42/3030-29	42"W x 42"D 30/30 Returns x 29"H	101	\$2,110	
WCT-C48/2424-29	48"W x 48"D 24/24 Returns x 29"H	112	\$2,174	
WCT-C48/2430-29	48"W x 48"D 24/30 Returns x 29"H	115	\$2,174	
WCT-C48/3024-29	48"W x 48"D 30/24 Returns x 29"H	115	\$2,174	
WCT-C48/3030-29	48"W x 48"D 30/30 Returns x 29"H	116	\$2,174	
3mm Wood Edges				
WCT-E42/2424-29	42"W x 42"D 24/24 Returns x 29"H	98	\$2,389	
WCT-E42/2430-29	42"W x 42"D 24/30 Returns x 29"H	100	\$2,389	
WCT-E42/3024-29	42"W x 42"D 30/24 Returns x 29"H	100	\$2,389	
WCT-E42/3030-29	42"W x 42"D 30/30 Returns x 29"H	101	\$2,389	
WCT-E48/2424-29	48"W x 48"D 24/24 Returns x 29"H	112	\$2,389	
WCT-E48/2430-29	48"W x 48"D 24/30 Returns x 29"H	115	\$2,389	
WCT-E48/3024-29	48"W x 48"D 30/24 Returns x 29"H	115	\$2,389	
WCT-E48/3030-29	48"W x 48"D 30/30 Returns x 29"H	116	\$2,389	

Corner Tables with Squared Corners

Standard Steel End Frames, Mobile			
Part Number	Wt	List Price	
3mm PVC Edges			
WCT-C42/2424-29-6C	101	\$2,246	
WCT-C42/2430-29-6C	103	\$2,246	
WCT-C42/3024-29-6C	103	\$2,246	
WCT-C42/3030-29-6C	104	\$2,246	
WCT-C48/2424-29-6C	115	\$2,310	
WCT-C48/2430-29-6C	118	\$2,310	
WCT-C48/3024-29-6C	118	\$2,310	
WCT-C48/3030-29-6C	119	\$2,310	
3mm Wood Edges			
WCT-E42/2424-29-6C	101	\$2,526	
WCT-E42/2430-29-6C	103	\$2,526	
WCT-E42/3024-29-6C	103	\$2,526	
WCT-E42/3030-29-6C	104	\$2,526	
WCT-E48/2424-29-6C	115	\$2,526	
WCT-E48/2430-29-6C	118	\$2,526	
WCT-E48/3024-29-6C	118	\$2,526	
WCT-E48/3030-29-6C	119	\$2,526	

Set Up Charges and Upcharges for Non-Standard and Custom Finishes

Model Number	Description	List Price
Group 2 Powder Coat	Set up charge, per color, per order, for Group 2 Powder Coat	\$329
Non-Standard PVC	Upcharge, per color, per order, for non-standard PVC	\$911
Custom Finish	Upcharge for custom stain finish	\$640
Non-Standard Stain	Upcharge for non-standard stains already matched	\$283

Required to order: Model # including options if applicable

- HPL selection
- PVC selection
- wood edge finish (if applicable)
- powder coat selection