



Vector Tables	1
SST Tables	4
Workspace Computer Tables	7
Z Tables	16
Science Tables	18
Accessories	20

Ordering Information

How To Order

Orders may be placed by authorized mediatechnologies® dealers.

Mail: mediatechnologies®
Silver Street, Inc.
892 Industrial Park Drive
Shelby, MI 49455-0159

Fax: 231-861-6678

Email: sales@ssimmediatechnologies.com

For **Customer Service** Call 231-861-2194

Terms and Conditions

Acknowledgements: Orders are accepted, manufactured and invoiced based on written acknowledgements issued by Silver Street, Incorporated. All orders are considered correct as acknowledged. Notify mediatechnologies® immediately of any order discrepancies. Acknowledged orders may not be changed or cancelled without written consent from mediatechnologies®.

Credit Terms: Open account status is only granted after a completed credit application is received and approved.

Payment Terms: Terms for open account are net 30 days. Terms for orders without open account will be determined by Silver Street, Incorporated on an order-by-order basis and may require prepayment or a 50% deposit with order and the balance prepaid before shipment. Custom orders require a 50% deposit with order.

Orders: Orders must be in writing. Faxed orders are acceptable. Please make sure that if a confirming order is sent that it is clearly marked as such.

Prices: All prices are FOB the factory and subject to change without notice. Shipping weights listed are net. Gross weight is estimated on a per order basis and shipping charges are based on gross weight.

Returns: Returns are not accepted without a Return Goods Authorization issued by Silver Street, Incorporated. Unauthorized returns will not be accepted.

Shipping Terms: All orders will be shipped F.O.B. shipping point. Shipments will be "best way" with freight charged collect.

Shipping Damage: Legal title to merchandise passes to the buyer upon acceptance by the carrier. All cartons must be carefully inspected at the time of delivery. Visible damage should be noted on the delivery receipt. In the case of concealed damage, the carrier must be notified within (15) days. It is the buyer's obligation to seek recourse against the shipper.

Warranty: All items manufactured by mediatechnologies®, a division of Silver Street, Incorporated are guaranteed against defects for the period of five (5) years from the date of purchase. We will replace or repair without cost to our customer any defective item. No deductions for repairs on location will be allowed without prior written authorization. In no event shall liability under this warranty exceed the original purchase price. mediatechnologies® will not be liable under this warranty for any item abused. There are no other warranties expressed or implied.

Materials Program

Laminate: Our offerings include standard laminates from the following manufactures: Formica, Wilsonart, Nevamar and Pionite. Premium laminates, laminates from other manufactures and special finishes may require an up-charge. Call factory for more info.

Powder Coat Colors: Standard powder coat colors are:

105 – White	508 – Sun Yellow
201 – Almond	601 – Forest Green
214 – Tan	704 – Bright Blue
304 – Smoke Gray	706 – Cobalt Blue
405 – Matte Black	804 – Silver
407 – Bronze	808 – Gun Metal Gray
501 – Barn Red	903 – Black Winkle
507 – Pumpkin Orange	911 – Gloss Black

Chip sample are available upon request.

Custom Powder Coat Colors: Custom powder coat colors are available and may require an additional up-charge.

Edge Treatments: The following edge treatments are offered:

3MM PVC – Standard Colors

Natural Oak	Bark
Natural Maple	Red
Sand	Wine
Light Gray	Blue
Shadow	Black

PVC color samples are available upon request.

3MM Wood – 3MM wood is available in Oak, for an additional charge Maple and Cherry can be specified. Edge Finishes are:

Natural Oak*	Natural Maple
Medium Oak*	Medium Maple
Amber Oak*	Amber Maple
Cherry On Oak*	Cherry On Maple
Mahogany On Oak*	Mahogany On Maple
Natural Cherry	Medium Cherry
Amber Cherry	Cherry On Cherry
Mahogany On Cherry	

* *Standard*

WCT Optional Wood End Panels: The following selections are offered:

End Panels – Are 1-3/16" thick with select veneer faces and 3MM hardwood edge bands, available in Oak, for an additional charge Maple and Cherry can be specified. Finishes are:

Natural Oak*	Natural Maple
Medium Oak*	Medium Maple
Amber Oak*	Amber Maple
Cherry On Oak*	Cherry On Maple
Mahogany On Oak*	Mahogany On Maple
Natural Cherry	Medium Cherry
Amber Cherry	Cherry On Cherry
Mahogany On Cherry	

* *Standard*

Wood color samples are available upon request.

mediatechnologies®

A division of Silver Street, Inc.
892 Industrial Park Drive
Shelby, MI 49455-0159
USA

Vector Tables

General Specifications

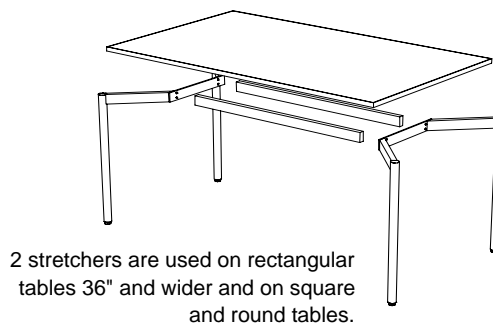
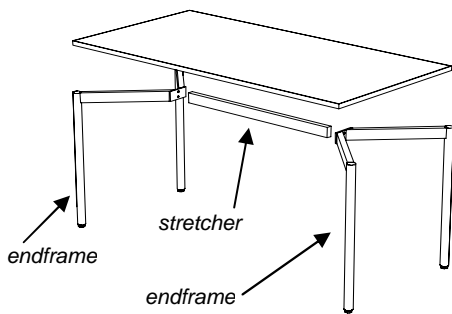
TABLE TOP: 7/8" thick, three-ply 45# particleboard construction with .050" high-pressure laminate top surface and a .030" phenolic backer. Edge is 3mm wood (E) or PVC (C) with a 1/8" radius top and bottom. See the "Materials Program" at the front of the catalog for laminate and edge selection details.

LEG AND FRAME ASSEMBLY: Two 1½" diameter 14 gauge steel legs are welded to a 1" x 2" steel tube frame to form a single, rigid end frame assembly. The steel tube frame consists of two angled members welded to a 1/4" steel plate. Legs are fitted with adjustable glides.

STRETCHER: The under table support stretcher is constructed of 1" x 2" x 14 gauge steel. Each end of the stretcher has a welded insert, drilled and tapped to receive (2) ¼"-20 machine bolts for assembly of the "Leg and Frame Assembly".

FINISH: Standard powder coat on all metal parts is black; other colors may be specified. See the "Materials Program" at the front of the catalog for powder coat colors details.

OPTIONS: Locking 2" diameter dual wheel hooded swivel casters in place of adjustable glides. Add -2C (casters one end) or -4C (casters on all four legs) to the part number.



Vector Tables - Wood Edge

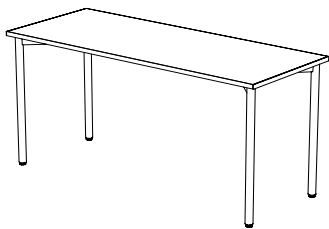
Required to order: • product number • edge color or wood finish • laminate
 • powder coat • options

Note: Include layout with order.

P/N	Description	List Prices		Net Wgt.
		3mm wood edge		

Rectangular Tables - 3mm Wood edge

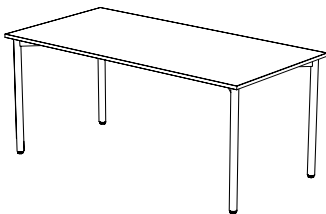
24" Deep



		1-25	26+	51+	Wgt.
VT-E2436	24"D X 36"W x 29"H Vector Table	\$508	\$461	\$458	41
VT-E2442	24"D X 42"W x 29"H Vector Table	\$594	\$561	\$544	44
VT-E2448	24"D X 48"W x 29"H Vector Table	\$603	\$567	\$550	48
VT-E2460	24"D X 60"W x 29"H Vector Table	\$647	\$625	\$594	57
VT-E2472	24"D X 72"W x 29"H Vector Table	\$681	\$644	\$628	65

to order specify: part number, wood edge finish, powder coat color, HPL choice

30" Deep



		1-25	26+	51+	Wgt.
VT-E3036	30"D X 36"W x 29"H Vector Table	\$547	\$514	\$497	47
VT-E3042	30"D X 42"W x 29"H Vector Table	\$622	\$589	\$569	52
VT-E3048	30"D X 48"W x 29"H Vector Table	\$631	\$594	\$578	57
VT-E3060	30"D X 60"W x 29"H Vector Table	\$678	\$642	\$622	66
VT-E3072	30"D X 72"W x 29"H Vector Table	\$717	\$681	\$661	77

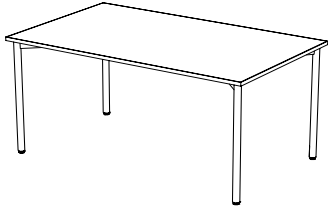
to order specify: part number, wood edge finish, powder coat color, HPL choice

Required to order: • product number • edge color or wood finish • laminate
 • powder coat • options

Note: Include layout with order.	P/N	Description	List Prices		Net
			3mm wood edge		Wgt.

Rectangular Tables - 3mm Wood edge

36" Deep

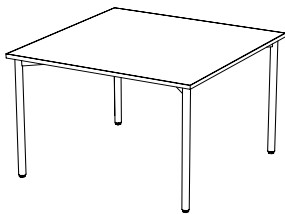


		1-25	26+	51+	Wgt.
VT-E3660	36"D X 60"W x 29"H Vector Table	\$714	\$678	\$658	83
VT-E3672	36"D X 72"W x 29"H Vector Table	\$758	\$719	\$703	96

to order specify: part number, wood edge finish, powder coat color, HPL choice

Square/Round Tables - 3mm Wood edge

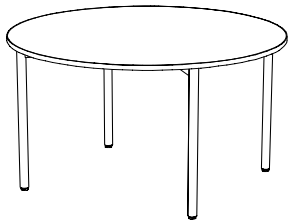
Square Tables



		1-25	26+	51+	Wgt.
VT-E4242	42" Square x 29"H Vector Table	\$703	\$667	\$650	70
VT-E4848	48" Square x 29"H Vector Table	\$714	\$675	\$658	85

to order specify: part number, wood edge finish, powder coat color, HPL choice

Round Tables



		1-25	26+	51+	Wgt.
VT-E0042	42" Round x 29"H Vector Table	\$722	\$658	\$653	51
VT-E0048	48" Round x 29"H Vector Table	\$725	\$678	\$661	68

to order specify: part number, wood edge finish, powder coat color, HPL choice

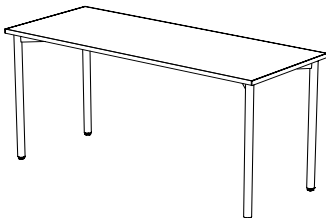
Vector Tables - 3mm PVC Edge

Required to order: • product number • edge color or wood finish • laminate
 • powder coat • options

Note: Include layout with order.	P/N	Description	List Prices		Net
			3mm PVC edge		Wgt.

Rectangular Tables - 3mm PVC edge

24" Deep



		1-25	26+	51+	Wgt.
VT-C2436	24"D X 36"W x 29"H Vector Table	\$447	\$400	\$397	41
VT-C2442	24"D X 42"W x 29"H Vector Table	\$517	\$483	\$469	44
VT-C2448	24"D X 48"W x 29"H Vector Table	\$525	\$492	\$475	48
VT-C2460	24"D X 60"W x 29"H Vector Table	\$554	\$533	\$503	57
VT-C2472	24"D X 72"W x 29"H Vector Table	\$587	\$553	\$536	65

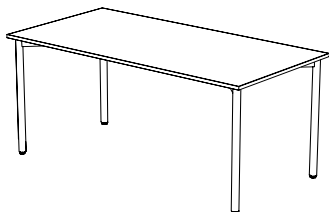
to order specify: part number, PVC edge color, powder coat color, HPL choice

Required to order: • product number • edge color or wood finish • laminate
 • powder coat • options

Note: Include layout with order.	P/N	Description	List Prices			Net
			3mm PVC edge			Wgt.

Rectangular Tables - 3mm PVC edge

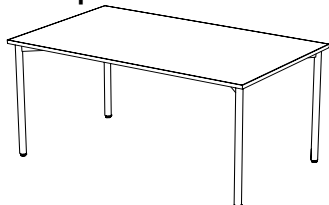
30" Deep



		1-25	26+	51+	Wgt.
VT-C3036	30"D X 36"W x 29"H Vector Table	\$471	\$439	\$419	47
VT-C3042	30"D X 42"W x 29"H Vector Table	\$545	\$514	\$494	52
VT-C3048	30"D X 48"W x 29"H Vector Table	\$553	\$517	\$500	57
VT-C3060	30"D X 60"W x 29"H Vector Table	\$583	\$550	\$531	66
VT-C3072	30"D X 72"W x 29"H Vector Table	\$624	\$589	\$569	77

to order specify: part number, PVC edge color, powder coat color, HPL choice

36" Deep

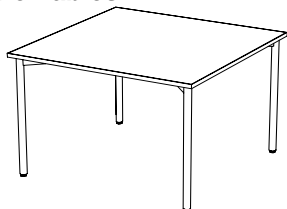


		1-25	26+	51+	Wgt.
VT-C3660	36"D X 60"W x 29"H Vector Table	\$622	\$586	\$567	83
VT-C3672	36"D X 72"W x 29"H Vector Table	\$665	\$628	\$611	96

to order specify: part number, PVC edge color, powder coat color, HPL choice

Square/Round Tables - 3mm PVC edge

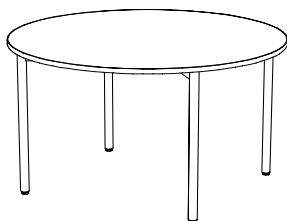
Square Tables



		1-25	26+	51+	Wgt.
VT-C4242	42" Square x 29"H Vector Table	\$611	\$575	\$558	70
VT-C4848	48" Square x 29"H Vector Table	\$621	\$583	\$567	85

to order specify: part number, PVC edge color, powder coat color, HPL choice

Round Tables

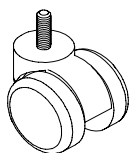


		1-25	26+	51+	Wgt.
VT-C0042	42" Round x 29"H Vector Table	\$627	\$567	\$564	51
VT-C0048	48" Round x 29"H Vector Table	\$633	\$586	\$569	68

to order specify: part number, PVC edge color, powder coat color, HPL choice

Options

Casters



-2C	set of two casters for one table end		add	\$31	2
-4C	set of four casters for all four legs		add	\$61	3

SST Tables

General Specifications

TABLE TOP: 1-1/4" thick, three-ply 45# particleboard construction with .050" high-pressure laminate top surface and a .030" phenolic backer. Edge is 3mm wood (E) or 3mm PVC (C) with a 1/8" radius top and bottom. See the "Materials Program" at the front of the catalog for laminate, edge selection and powder coat options.

LEG AND FRAME ASSEMBLY:

TABLE FRAME: 1" x 2" x 14 gauge steel tubes welded together with a 1/4" thick steel angled corner brackets to form the frame structure. Tabs are welded at intervals along the top inside edge and the frame is secured to the underside of the top through them.

STANDARD LEGS: 1 1/2" square x 14 gauge steel legs have a 1/4" thick steel insert welded into the top inside corner of the leg that is tapped to accept the (2) 1/4"-20 bolts that passes through each corner bracket to secure the legs. A threaded insert in the bottom of each leg accepts a leveling glide with a 5/16-18 stem.

ADJUSTABLE LEGS: Standard legs are shortened approx 5 3/4". Two 1/4" holes are bored near the bottom of one face of each leg. A steel nut welded to the outside of each hole accepts a pointed setscrew. A length of 14 gauge x 1 1/4" square steel tubing is inserted into the bottom of each leg. Each inserted tube is punched with (9) recesses, allowing for an overall adjustment range of 8" or table heights of from 25 3/4" to 33 3/4" in one-inch increments. A threaded insert in the bottom of each 1 1/4" square tube accepts a leveling glide with a 5/16-18 stem.

FINISH: Standard powder coat on all metal parts is black; other colors may be specified. See the "Materials Program" at the front of the catalog for powder coat colors details.

OPTIONS:

CASTERS: Locking 2" diameter dual wheel swivel casters in place of adjustable glides. Add -2C (casters one end) or -4C (casters on all four legs) to the part number.

MODESTY/WIRE MANAGEMENT PANEL: 12" deep, 18 gauge steel panel mounts to the underside of the work surface. The panel is formed with a trough at the bottom to accommodate power and data cabling. Black powder coat finish is standard other colors may be specified. See the "Materials Program" at the front of the catalog for powder coat colors details.

SST Tables - 3mm PVC Edge

Required to order: • product number • edge PVC color or wood finish • laminate
• powder coat color • options

Note: Include layout with order.

P/N

Description

List Prices

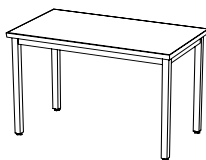
Net

3mm PVC edge

Wgt.

Rectangular Tables - 3mm PVC edge

24" Deep

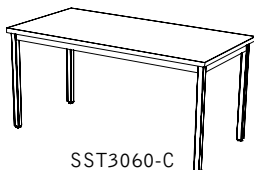


SST2436-C

		1-25	26-50	51+	Wgt.
SST-C2436	24"D X 36"W x 29"H SST Table	\$394	\$361	\$358	52
SST-C2442	24"D X 42"W x 29"H SST Table	\$486	\$453	\$431	58
SST-C2448	24"D X 48"W x 29"H SST Table	\$494	\$458	\$439	64
SST-C2460	24"D X 60"W x 29"H SST Table	\$525	\$489	\$467	76
SST-C2472	24"D X 72"W x 29"H SST Table	\$561	\$525	\$500	88
SST-C2484	24"D X 84"W x 29"H SST Table	\$636	\$600	\$575	100
SST-C2496	24"D X 96"W x 29"H SST Table	\$653	\$617	\$592	111

to order specify: part number, PVC edge color, powder coat color, HPL choice for casters, adjustable height: see "options" at end of this section

30" Deep



SST3060-C

		1-25	26-50	51+	Wgt.
SST-C3036	30"D X 36"W x 29"H SST Table	\$439	\$403	\$383	60
SST-C3042	30"D X 42"W x 29"H SST Table	\$517	\$481	\$458	67
SST-C3048	30"D X 48"W x 29"H SST Table	\$522	\$486	\$464	75
SST-C3060	30"D X 60"W x 29"H SST Table	\$558	\$522	\$500	89
SST-C3072	30"D X 72"W x 29"H SST Table	\$600	\$564	\$539	103
SST-C3084	30"D X 84"W x 29"H SST Table	\$689	\$653	\$622	118
SST-C3096	30"D X 96"W x 29"H SST Table	\$706	\$667	\$639	131

to order specify: part number, PVC edge color, powder coat color, HPL choice for casters, adjustable height: see "options" at end of this section

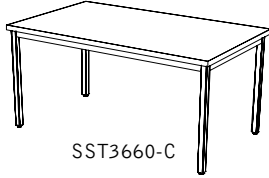
SST Tables - 3mm PVC Edge

Required to order: • product number • edge PVC color or wood finish • laminate
• powder coat color • options

Note: Include layout with order.	P/N	Description	List Prices			Net
			3mm PVC edge			Wgt.

Rectangular Tables - 3mm PVC edge

36" Deep




		1-25	26-50	51+	Wgt.
SST-C3660	36"D X 60"W x 29"H SST Table	\$600	\$561	\$536	102
SST-C3672	36"D X 72"W x 29"H SST Table	\$647	\$608	\$581	119
SST-C3684	36"D X 84"W x 29"H SST Table	\$742	\$703	\$672	135
SST-C3696	36"D X 96"W x 29"H SST Table	\$756	\$719	\$686	151

to order specify: part number, PVC edge color, powder coat color, HPL choice
for casters, adjustable height: see "options" at end of this section

Square/Round Tables - 3mm PVC edge

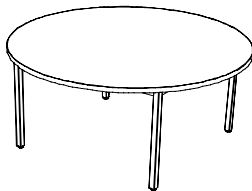
Square Tables



		1-25	26-50	51+	Wgt.
SST-C4242	42" Square x 29"H SST Table	\$589	\$553	\$528	87
SST-C4848	48" Square x 29"H SST Table	\$600	\$561	\$536	106
SST-C6060	60" Square x 29"H SST Table	\$736	\$697	\$667	154

to order specify: part number, PVC edge color, powder coat color, HPL choice
for casters, adjustable height: see "options" at end of this section

Round Tables



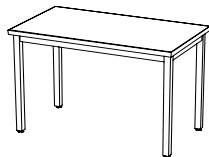
		1-25	26-50	51+	Wgt.
SST-C0042	42" Round x 29"H SST Table	\$553	\$506	\$494	69
SST-C0048	48" Round x 29"H SST Table	\$561	\$525	\$500	84
SST-C0060	60" Round x 29"H SST Table	\$706	\$669	\$639	121

to order specify: part number, PVC edge color, powder coat color, HPL choice
for casters, adjustable height: see "options" at end of this section

SST Tables - 3mm Wood Edge

Rectangular Tables - 3mm Wood Edge


24" Deep



		1-25	26-50	51+	Wgt.
SST-E2436	24"D X 36"W x 29"H SST Table	\$483	\$442	\$439	52
SST-E2442	24"D X 42"W x 29"H SST Table	\$594	\$553	\$536	58
SST-E2448	24"D X 48"W x 29"H SST Table	\$603	\$558	\$542	64
SST-E2460	24"D X 60"W x 29"H SST Table	\$656	\$625	\$594	76
SST-E2472	24"D X 72"W x 29"H SST Table	\$692	\$647	\$628	88
SST-E2484	24"D X 84"W x 29"H SST Table	\$789	\$744	\$725	100
SST-E2496	24"D X 96"W x 29"H SST Table	\$806	\$761	\$742	111

to order specify: part number, wood edge finish, powder coat color, HPL choice
for casters, adjustable height: see "options" at end of this section

30" Deep



SST-E3036	30"D X 36"W x 29"H SST Table	\$525	\$481	\$467	60
SST-E3042	30"D X 42"W x 29"H SST Table	\$625	\$581	\$564	67
SST-E3048	30"D X 48"W x 29"H SST Table	\$633	\$589	\$569	75
SST-E3060	30"D X 60"W x 29"H SST Table	\$689	\$644	\$625	89
SST-E3072	30"D X 72"W x 29"H SST Table	\$731	\$686	\$667	103
SST-E3084	30"D X 84"W x 29"H SST Table	\$842	\$794	\$775	118
SST-E3096	30"D X 96"W x 29"H SST Table	\$858	\$811	\$792	131

to order specify: part number, wood edge finish, powder coat color, HPL choice
for casters, adjustable height: see "options" at end of this section


SST Tables - 3mm Wood Edge

Required to order: • product number • edge PVC color or wood finish • laminate
 • powder coat color • options

Note: Include layout with order.	P/N	Description	List Prices			Net
			3mm PVC edge			Wgt.

Rectangular Tables - 3mm Wood Edge

36" Deep




		1-25	26-50	51+	Wgt.
SST-E3660	36"D X 60"W x 29"H SST Table	\$692	\$647	\$664	102
SST-E3672	36"D X 72"W x 29"H SST Table	\$737	\$692	\$708	119
SST-E3684	36"D X 84"W x 29"H SST Table	\$847	\$803	\$825	135
SST-E3696	36"D X 96"W x 29"H SST Table	\$861	\$816	\$839	151

to order specify: part number, wood edge finish, powder coat color, HPL choice
 for casters, adjustable height: see "options" at end of this section

Square/Round Tables - 3mm Wood Edge

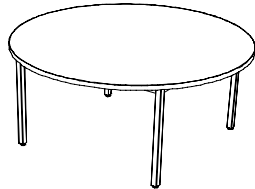
Square Tables



		1-25	26-50	51+	Wgt.
SST-E4242	42" Square x 29"H SST Table	\$661	\$618	\$633	87
SST-E4848	48" Square x 29"H SST Table	\$671	\$626	\$642	106
SST-E6060	60" Square x 29"H SST Table	\$821	\$776	\$797	154

to order specify: part number, wood edge finish, powder coat color, HPL choice
 for casters, adjustable height: see "options" at end of this section

Round Tables

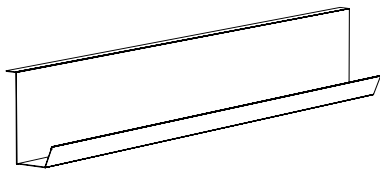


		1-25	26-50	51+	Wgt.
SST-E0042	42" Round x 29"H SST Table	\$689	\$637	\$667	69
SST-E0048	48" Round x 29"H SST Table	\$695	\$655	\$672	84
SST-E0060	60" Round x 29"H SST Table	\$874	\$832	\$856	121

to order specify: part number, wood edge finish, powder coat color, HPL choice
 for casters, adjustable height: see "options" at end of this section

Options

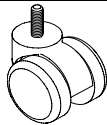
Modesty Panels



		1-25	26-50	51+	Wgt.
SST-MOD36	12"D Modesty for 36"W SST Table	\$121	\$116	\$110	13
SST-MOD42	12"D Modesty for 42"W SST Table	\$132	\$127	\$121	16
SST-MOD48	12"D Modesty for 48"W SST Table	\$143	\$138	\$132	18
SST-MOD60	12"D Modesty for 60"W SST Table	\$154	\$149	\$143	22
SST-MOD72	12"D Modesty for 72"W SST Table	\$165	\$160	\$154	27
SST-MOD84	12"D Modesty for 84"W SST Table	\$176	\$171	\$165	32
SST-MOD96	12"D Modesty for 96"W SST Table	\$187	\$182	\$176	36

to order specify: powder coat color. Black is standard.

Castors



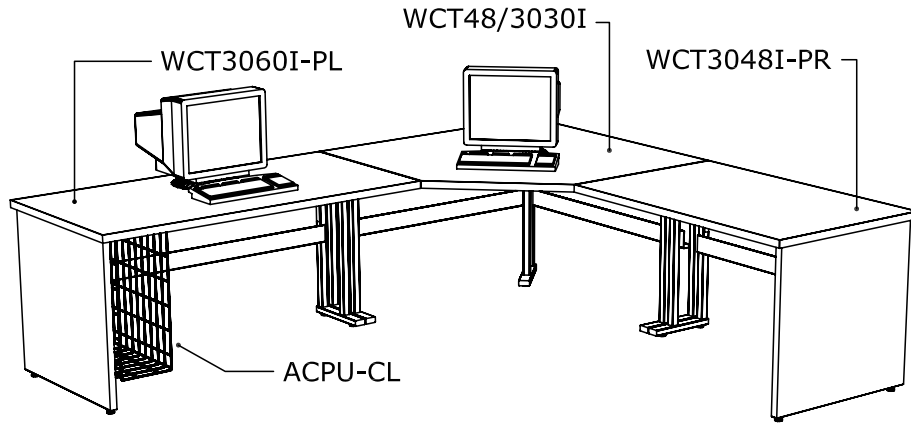
-2C	set of two castors for one table end		add	\$31	2
-4C	set of four castors for all four legs		add	\$61	3

Adjustable Height Option

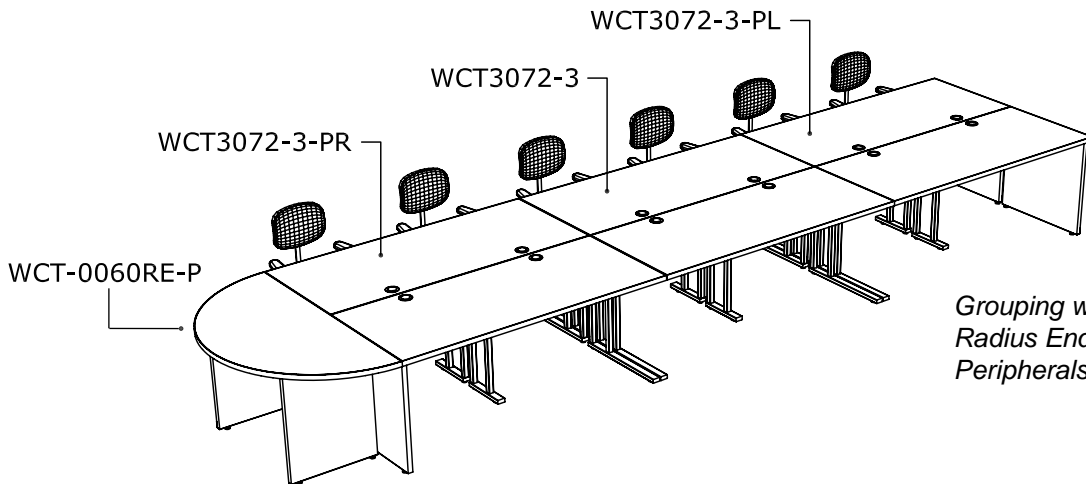
to order : add -A to the table part number.

add \$60 list per table

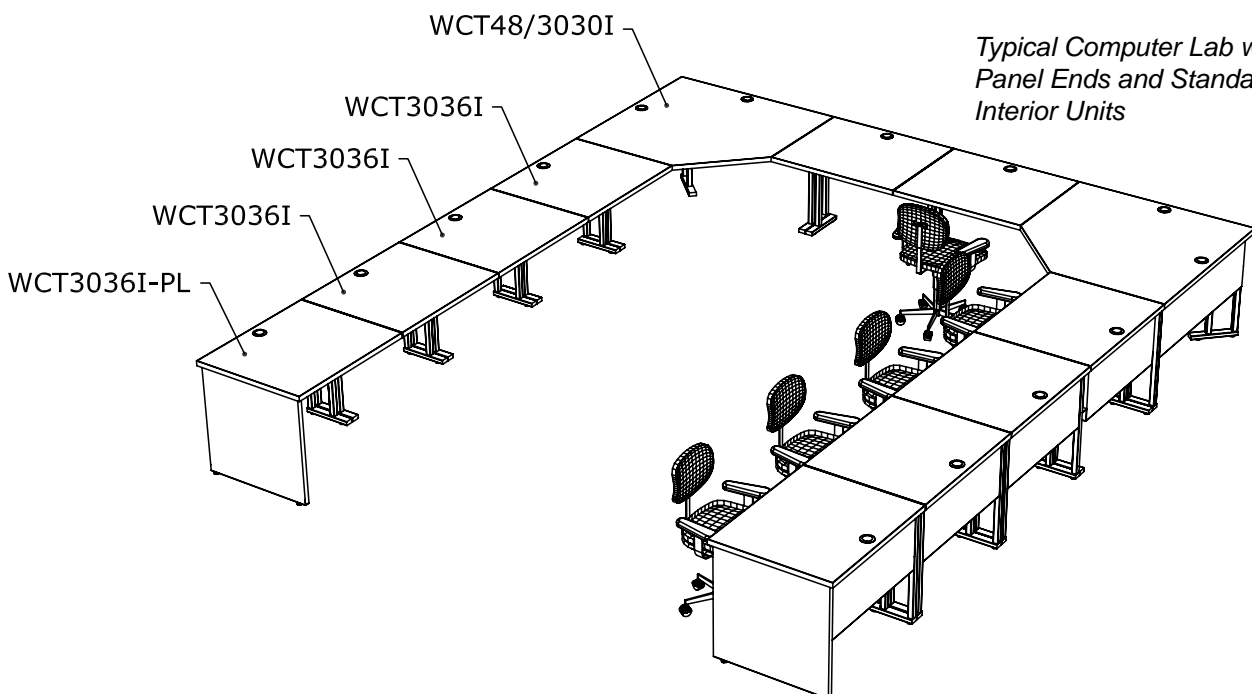
Workspace Computer Tables



Typical Corner Grouping with Panel Ends and Standard Corner Unit



Grouping with Panel Ends and Radius End Unit for Printer or Peripherals



Typical Computer Lab with Panel Ends and Standard Interior Units

Workspace Computer Tables

General Specifications

Workspace computer tables are built using a modular system consisting of end frames, intermediate frames, modesty/wire management panels and work surfaces.

STEEL END FRAMES are weldments of 14 gauge steel tubing with 1" x 2" horizontal members and 1-1/4" x 1-1/4" uprights. Bottom members have welded threaded inserts for leveling glides. Uprights are drilled to receive 1/4-20 connector bolts for attachment of modesty/wire management panels. Black powder coat finish is standard; other colors may be specified. See the "Materials Program" at the front of the catalog for powder coat color options.

OPTIONAL WOOD END PANELS may be substituted for any steel end frame. Wood end panels are 1-3/16" thick particleboard core with select veneer faces and 3MM hardwood edge bands. See the "Materials Program" at the front of the catalog for laminate selection options. The bottom of the panel has threaded steel inserts for leveling hardware.

STEEL INTERMEDIATE FRAMES differ from end frames only in the length of the bottom member, which is shortened for leg and chair clearance.

MODESTY/WIRE MANAGEMENT PANEL is a 12" deep, 18 gauge steel panel that mounts to both the underside of the work surface and to the end and/or intermediate frames. The panel is formed with a trough at the bottom to accommodate power and data cabling. Panel is structural, providing rigidity to the assembled table. It is attached with threaded metal fasteners to the end or intermediate panels and with threaded wood fasteners to the underside of the work surface. Black powder coat finish is standard; other colors may be specified. See the "Materials Program" at the front of the catalog for powder coat color options.

WORK SURFACES are 1-1/4" thick, with a 1-1/8" particleboard core; .050" high-pressure laminate top and a .030 or thicker phenolic backer. Standard edge is 3mm PVC; 3mm wood edge may also be specified. See part numbering note below. Most standard offering HPL patterns are available. See the "Materials Program" at the front of the catalog for laminate selection options. Tops are available in a variety of shapes and sizes. Tops include 1 cabling grommet per user space.

FILE PEDESTAL OPTION: Work surface supporting steel file pedestals may be substituted for a steel end frame. Wire management/modesty panel will be shortened to attach to it.

How to order:

Complete the part number: After the "WCT-" indicate C (3mm [1/8"] PVC), E (3mm [1/8"] Wood) or F (8mm [5/16"] wood) and if needed, indicate R or L at the end of the part number.

Specify ①PVC edge color or wood finish, ②powder coat and ③HPL choices: see the "Materials Program" at the front of the catalog for options for these three areas.

example: WCT-E2460-PR would indicate a 24" x 60" table with a 3mm wood edge, one steel endframe and one panel end on the right side.

Workspace Computer Tables

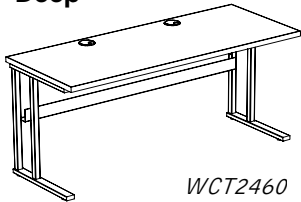
Required to order: • product number • edge finish/color • powder coat • laminate • options

Note: include layout with order

List Prices*			Net Wgt.
PVC	Wood		
3mm	3mm	8mm	
<u>C</u>	<u>E</u>	<u>F</u>	

Rectangular Tables - Standard Steel End Frames

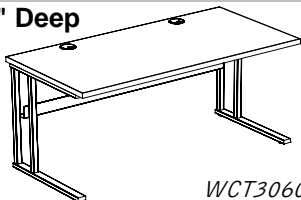
24" Deep



P/N	Description	3mm PVC	3mm Wood	8mm Wood	Net Wgt.
WCT-_2436	24"D X 36"W - Standard Steel End Frames	\$603	\$657	\$669	60
WCT-_2448	24"D X 48"W - Standard Steel End Frames	\$654	\$715	\$731	74
WCT-_2460	24"D X 60"W - Standard Steel End Frames	\$701	\$770	\$789	88
WCT-_2472	24"D X 72"W - Standard Steel End Frames	\$821	\$887	\$909	102

use C, E, or F for work surface edge detail

30" Deep



P/N	Description	3mm PVC	3mm Wood	8mm Wood	Net Wgt.
WCT-_3036	30"D X 36"W - Standard Steel End Frames	\$641	\$703	\$718	72
WCT-_3048	30"D X 48"W - Standard Steel End Frames	\$711	\$783	\$803	88
WCT-_3060	30"D X 60"W - Standard Steel End Frames	\$756	\$838	\$859	105
WCT-_3072	30"D X 72"W - Standard Steel End Frames	\$819	\$913	\$937	121

use C, E, or F for work surface edge detail

Workspace Computer Tables

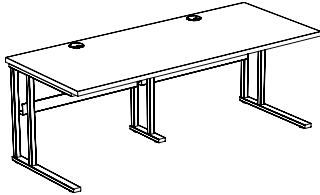
Required to order: • product number • edge finish/color • powder coat • laminate • options

Note: include layout with order

P/N	Description	List Prices*			Net Wgt.
		PVC	Wood		
		3mm	3mm	8mm	
edge code:		<u>C</u>	<u>E</u>	<u>F</u>	

Rectangular Tables - Standard Steel End Frames

With Additional Intermediate Frame



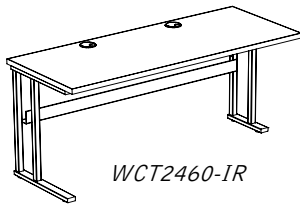
WCT3072-3

WCT-_2472-3	24"D X 72"W - Standard Steel End Frames plus Intermediate Frame	\$944	\$1,022	\$1,044	111
WCT-_2496-3	24"D X 96"W - Standard Steel End Frames plus Intermediate Frame	\$1,109	\$1,220	\$1,251	137
WCT-_3072-3	30"D X 72"W - Standard Steel End Frames plus Intermediate Frame	\$1,012	\$1,105	\$1,131	132
WCT-_3096-3	30"D X 96"W - Standard Steel End Frames plus Intermediate Frame	\$1,237	\$1,376	\$1,416	163

use C, E, or F for work surface edge detail

Rectangular Tables - One Steel End Frame, One Steel Intermediate Frame

24" Deep

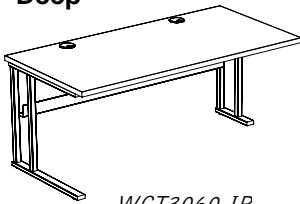


WCT2460-IR

WCT-_2436-I_	24"D X 36"W One Standard End Frame and one Intermediate Frame	\$603	\$657	\$669	58
WCT-_2448-I_	24"D X 48"W One Standard End Frame and one Intermediate Frame	\$654	\$715	\$731	72
WCT-_2460-I_	24"D X 60"W One Standard End Frame and one Intermediate Frame	\$701	\$770	\$789	86
WCT-_2472-I_	24"D X 72"W One Standard End Frame and one Intermediate Frame	\$821	\$831	\$853	100

use C, E, or F for work surface edge detail and -IL or IR for intermediate frame on right or left

30" Deep

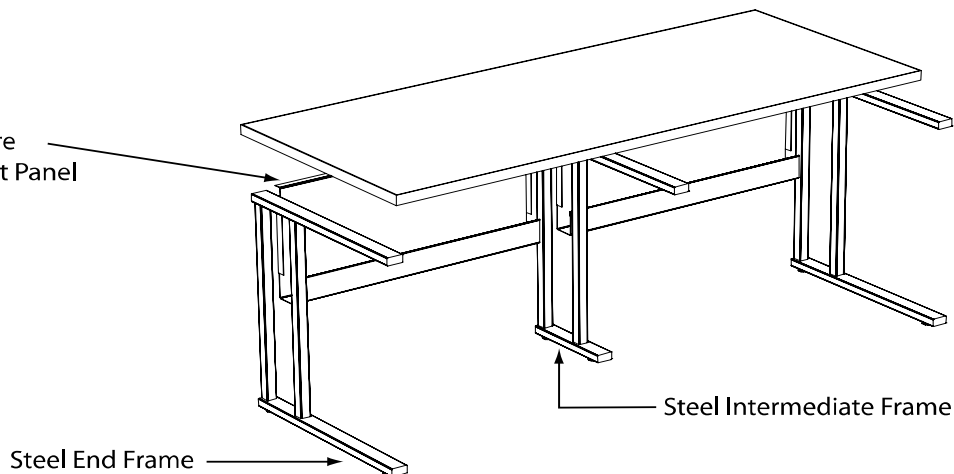


WCT3060-IR

WCT-_3036-I_	30"D X 36"W One Standard End Frame and one Intermediate Frame	\$641	\$703	\$718	72
WCT-_3048-I_	30"D X 48"W One Standard End Frame and one Intermediate Frame	\$711	\$783	\$803	86
WCT-_3060-I_	30"D X 60"W One Standard End Frame and one Intermediate Frame	\$756	\$838	\$859	103
WCT-_3072-I_	30"D X 72"W One Standard End Frame and one Intermediate Frame	\$819	\$913	\$937	119

use C, E, or F for work surface edge detail and -IL or IR for intermediate frame on right or left

Modesty/Wire Management Panel



Steel End Frame

Steel Intermediate Frame

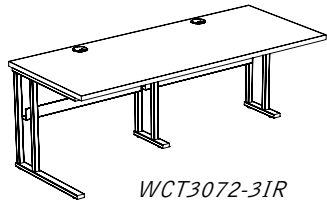
Workspace Computer Tables

Required to order: • product number • edge finish/color • powder coat • laminate • options

Note: include layout with order

P/N	Description	List Prices*			Net Wgt.		
		PVC	Wood				
		3mm	3mm	8mm			
edge code:					<u>C</u>	<u>E</u>	<u>F</u>

Rectangular Tables - One Standard and Two Intermediate Frames

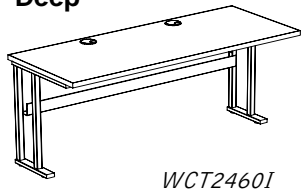


WCT-_2472-3I_	24"D X 72"W Two Intermediate Frames and One Standard End Frame	\$858	\$929	\$949	109
WCT-_2496-3I_	24"D X 96"W Two Intermediate Frames and One Standard End Frame	\$1,007	\$1,108	\$1,137	133
WCT-_3072-3I_	30"D X 72"W Two Intermediate Frames and One Standard End Frame	\$920	\$1,004	\$1,028	129
WCT-_3096-3I_	30"D X 96"W Two Intermediate Frames and One Standard End Frame	\$1,124	\$1,250	\$1,286	160

use C, E, or F for work surface edge detail and -L or -R for end intermediate frame on right or left

Rectangular Tables - Steel Intermediate Frames Each End

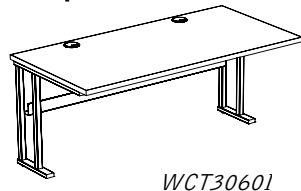
24" Deep



WCT-_2436I	24"D X 36"W Two Intermediate Frames	\$603	\$657	\$669	56
WCT-_2448I	24"D X 48"W Two Intermediate Frames	\$654	\$715	\$731	70
WCT-_2460I	24"D X 60"W Two Intermediate Frames	\$701	\$770	\$789	84
WCT-_2472I	24"D X 72"W Two Intermediate Frames	\$746	\$846	\$880	107

use C, E, or F for work surface edge detail

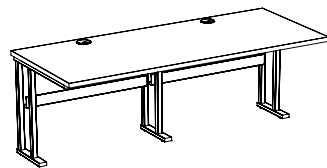
30" Deep



WCT-_3036I	30"D X 36"W Two Intermediate Frames	\$641	\$703	\$718	68
WCT-_3048I	30"D X 48"W Two Intermediate Frames	\$711	\$783	\$803	84
WCT-_3060I	30"D X 60"W Two Intermediate Frames	\$756	\$838	\$859	101
WCT-_3072I	30"D X 72"W Two Intermediate Frames	\$819	\$913	\$937	117

use C, E, or F for work surface edge detail

Rectangular Tables - Three Steel Intermediate Frames



WCT-_2472-3I	24"D X 72"W Three Intermediate Frames	\$944	\$1,022	\$1,044	107
WCT-_2496-3I	24"D X 96"W Three Intermediate Frames	\$1,109	\$1,220	\$1,251	133
WCT-_3072-3I	30"D X 72"W Three Intermediate Frames	\$1,012	\$1,105	\$1,131	127
WCT-_3096-3I	30"D X 96"W Three Intermediate Frames	\$1,237	\$1,376	\$1,416	158

use C, E, or F for work surface edge detail

Workspace Computer Tables

Required to order: • product number • edge finish/color • powder coat • laminate • options

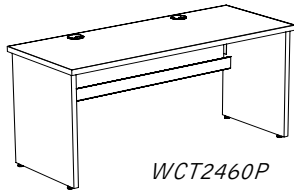
Note: include layout with order

List Prices*			Net Wgt.
PVC	Wood		
3mm	3mm	8mm	

P/N	Description	edge code:			Net Wgt.
		<u>C</u>	<u>E</u>	<u>F</u>	

Rectangular Tables - Panel Ends

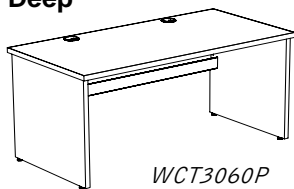
24" Deep



WCT-_2436P	24"D X 36"W Two Panel Ends	\$683	\$736	\$748	70
WCT-_2448P	24"D X 48"W Two Panel Ends	\$734	\$795	\$811	84
WCT-_2460P	24"D X 60"W Two Panel Ends	\$780	\$849	\$868	98
WCT-_2472P	24"D X 72"W Two Panel Ends	\$900	\$910	\$932	112

use C, E, or F for work surface edge detail

30" Deep

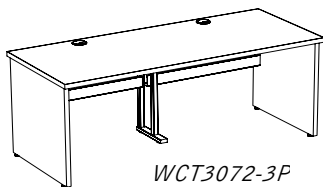


WCT-_3036P	30"D X 36"W Two Panel Ends	\$720	\$782	\$797	87
WCT-_3048P	30"D X 48"W Two Panel Ends	\$790	\$863	\$882	103
WCT-_3060P	30"D X 60"W Two Panel Ends	\$836	\$917	\$939	120
WCT-_3072P	30"D X 72"W Two Panel Ends	\$898	\$992	\$1,017	136

use C, E, or F for work surface edge detail

Rectangular Tables - Panel Ends

With Steel Intermediate Frame

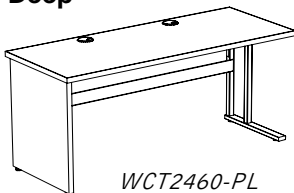


WCT-_2472-3P	24"D X 72"W Panel Ends w/ int. frame	\$1,024	\$1,102	\$1,123	121
WCT-_2496-3P	24"D X 96"W Panel Ends w/ int. frame	\$1,188	\$1,299	\$1,331	147
WCT-_3072-3P	30"D X 72"W Panel Ends w/ int. frame	\$1,092	\$1,184	\$1,211	147
WCT-_3096-3P	30"D X 96"W Panel Ends w/ int. frame	\$1,316	\$1,455	\$1,495	178

use C, E, or F for work surface edge detail

Rectangular Tables - One Panel End, One Steel End Frame

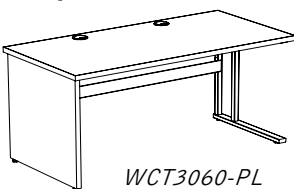
24" Deep



WCT-_2436-P_	24"D X 36"W One Standard End Frame and One Panel End	\$643	\$696	\$709	65
WCT-_2448-P_	24"D X 48"W One Standard End Frame and One Panel End	\$694	\$755	\$771	79
WCT-_2460-P_	24"D X 60"W One Standard End Frame and One Panel End	\$740	\$809	\$829	93
WCT-_2472-P_	24"D X 72"W One Standard End Frame and One Panel End	\$860	\$871	\$892	107

use C, E, or F for work surface edge detail and -PL or PR for panel end on right or left

30" Deep



WCT-_3036-P_	30"D X 36"W One Standard End Frame and One Panel End	\$680	\$743	\$757	80
WCT-_3048-P_	30"D X 48"W One Standard End Frame and One Panel End	\$751	\$823	\$842	96
WCT-_3060-P_	30"D X 60"W One Standard End Frame and One Panel End	\$796	\$877	\$899	113
WCT-_3072-P_	30"D X 72"W One Standard End Frame and One Panel End	\$858	\$952	\$977	129

use C, E, or F for work surface edge detail and -PL or PR for panel end on right or left

Workspace Computer Tables

Required to order: • product number • edge finish/color • powder coat • laminate • options

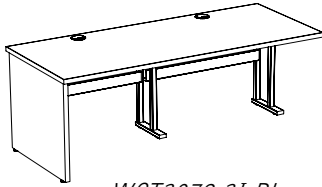
Note: include layout with order

List Prices*			Net
PVC	Wood		
3mm	3mm	8mm	Wgt.

edge code: C E F

P/N	Description
-----	-------------

Rectangular Tables - One Panel End, Two Intermediate Frames

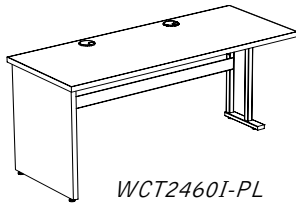


WCT3072-3I-PL

WCT-_2472-3I-P_	24"D X 72"W Two Intermediate Frames and One Panel End	\$984	\$1,062	\$1,084	116
WCT-_2496-3I-P_	24"D X 96"W Two Intermediate Frames and One Panel End	\$1,148	\$1,259	\$1,291	142
WCT-_3072-3I-P_	30"D X 72"W Two Intermediate Frames and One Panel End	\$1,052	\$1,145	\$1,171	140
WCT-_3096-3I-P_	30"D X 96"W Two Intermediate Frames and One Panel End	\$1,276	\$1,416	\$1,455	171

use C, E, or F for work surface edge detail and -PL or PR for panel end on right or left

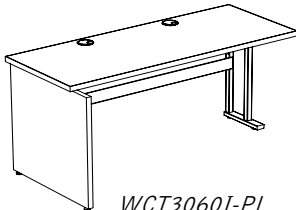
Rectangular Tables - One Panel End, One Steel Intermediate Frame



WCT2460I-PL

WCT-_2436I-P_	24"D X 36"W Intermediate End Frame and One Panel End	\$643	\$696	\$709	65
WCT-_2448I-P_	24"D X 48"W Intermediate End Frame and One Panel End	\$694	\$755	\$771	79
WCT-_2460I-P_	24"D X 60"W Intermediate End Frame and One Panel End	\$740	\$809	\$829	93
WCT-_2472I-P_	24"D X 72"W Intermediate End Frame and One Panel End	\$860	\$871	\$892	107

use C, E, or F for work surface edge detail and -PL or PR for panel end on right or left



WCT3060I-PL

WCT-_3036I-P_	30"D X 36"W Intermediate End Frame and One Panel End	\$680	\$743	\$757	80
WCT-_3048I-P_	30"D X 48"W Intermediate End Frame and One Panel End	\$751	\$823	\$842	96
WCT-_3060I-P_	30"D X 60"W Intermediate End Frame and One Panel End	\$796	\$877	\$899	113
WCT-_3072I-P_	30"D X 72"W Intermediate End Frame and One Panel End	\$858	\$952	\$977	129

use C, E, or F for work surface edge detail and -PL or PR for panel end on right or left

Workspace Computer Tables

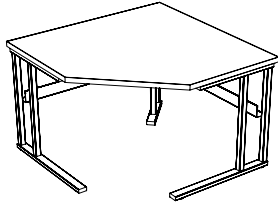
Required to order: • product number • edge finish/color • powder coat • laminate • options

Note: include layout with order

List Prices*			Net Wgt.
PVC	Wood		
3mm	3mm	8mm	
<u>C</u>	<u>E</u>	<u>F</u>	

P/N	Description	edge code:			
-----	-------------	------------	--	--	--

Corner Tables - Two Standard Steel End Frames

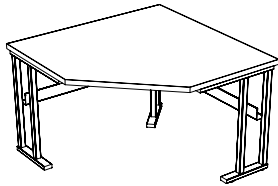


WCT42/424

WCT- 42/2424	42" x 42" Corner with 24"L and 24"R Return	\$1,183	\$1,290	\$1,328	98
WCT- 42/2430	42" x 42" Corner with 24"L and 30"R Return	\$1,183	\$1,290	\$1,328	100
WCT- 42/3024	42" x 42" Corner with 30"L and 24"R Return	\$1,183	\$1,290	\$1,328	100
WCT- 42/3030	42" x 42" Corner with 30"L and 30"R Return	\$1,183	\$1,290	\$1,328	101
WCT- 48/2424	48" x 48" Corner with 24"L and 24"R Return	\$1,205	\$1,314	\$1,353	112
WCT- 48/2430	48" x 48" Corner with 24"L and 30"R Return	\$1,205	\$1,314	\$1,353	115
WCT- 48/3024	48" x 48" Corner with 30"L and 24"R Return	\$1,205	\$1,314	\$1,353	115
WCT- 48/3030	48" x 48" Corner with 30"L and 30"R Return	\$1,205	\$1,314	\$1,353	116

use C, E, or F for work surface edge detail

Corner Tables - Two Intermediate Steel End Frames

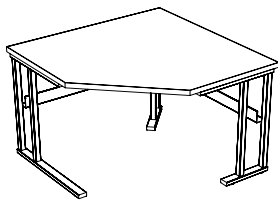


WCT42/2424I

WCT- 42/2424I	42" x 42" Corner with 24"L and 24"R Return	\$1,183	\$1,290	\$1,328	96
WCT- 42/2430I	42" x 42" Corner with 24"L and 30"R Return	\$1,183	\$1,290	\$1,328	98
WCT- 42/3024I	42" x 42" Corner with 30"L and 24"R Return	\$1,183	\$1,290	\$1,328	98
WCT- 42/3030I	42" x 42" Corner with 30"L and 30"R Return	\$1,183	\$1,290	\$1,328	99
WCT- 48/2424I	48" x 48" Corner with 24"L and 24"R Return	\$1,205	\$1,314	\$1,353	110
WCT- 48/2430I	48" x 48" Corner with 24"L and 30"R Return	\$1,205	\$1,314	\$1,353	113
WCT- 48/3024I	48" x 48" Corner with 30"L and 24"R Return	\$1,205	\$1,314	\$1,353	113
WCT- 48/3030I	48" x 48" Corner with 30"L and 30"R Return	\$1,205	\$1,314	\$1,353	114

use C, E, or F for work surface edge detail

Corner Tables - One Standard Steel End Frame, One Intermediate Steel End Frame



WCT42/2424-IR

WCT- 42/2424-I_	42" x 42" Corner with 24"L and 24"R Return	\$1,183	\$1,290	\$1,328	102
WCT- 42/2430-I_	42" x 42" Corner with 24"L and 30"R Return	\$1,183	\$1,290	\$1,328	100
WCT- 42/3024-I_	42" x 42" Corner with 30"L and 24"R Return	\$1,183	\$1,290	\$1,328	100
WCT- 42/3030-I_	42" x 42" Corner with 30"L and 30"R Return	\$1,183	\$1,290	\$1,328	101
WCT- 48/2424-I_	48" x 48" Corner with 24"L and 24"R Return	\$1,205	\$1,314	\$1,353	112
WCT- 48/2430-I_	48" x 48" Corner with 24"L and 30"R Return	\$1,205	\$1,314	\$1,353	115
WCT- 48/3024-I_	48" x 48" Corner with 30"L and 24"R Return	\$1,205	\$1,314	\$1,353	115
WCT- 48/3030-I_	48" x 48" Corner with 30"L and 30"R Return	\$1,205	\$1,314	\$1,353	116

use C, E, or F for work surface edge detail and -IL or IR for intermediate frame on right or left

Workspace Computer Tables

Required to order: • product number • edge finish/color • powder coat • laminate • options

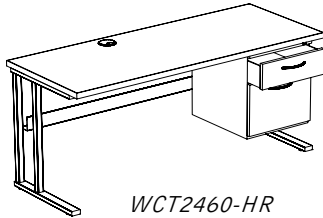
Note: include layout with order

List Prices*			Net Wgt.
PVC	Wood		
3mm	3mm	8mm	

P/N	Description	edge code:			Net Wgt.
		<u>C</u>	<u>E</u>	<u>F</u>	

Desk with Hanging File Pedestal - Standard Steel End Frames

Box/File



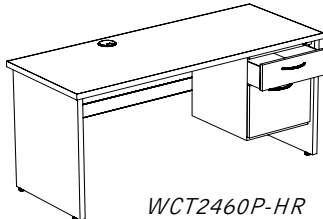
WCT2460-HR

WDH-_2448-H_	24"D x 48"W x 29"H Desk with Box/File 19"H x 15"W x 18"D	\$1,149	\$1,210	\$1,215	121
WD-_H2460-H_	24"D x 60"W x 29"H Desk with Box/File 19"H x 15"W x 18"D	\$1,196	\$1,264	\$1,284	135
WDH-_2472-H_	24"D x 72"W x 29"H Desk with Box/File 19"H x 15"W x 18"D	\$1,316	\$1,382	\$1,404	149
WDH-_3048-H_	30"D x 48"W x 29"H Desk with Box/File 19"H x 15"W x 18"D	\$1,204	\$1,270	\$1,292	135
WDH-_3060-H_	30"D x 60"W x 29"H Desk with Box/File 19"H x 15"W x 18"D	\$1,251	\$1,319	\$1,339	152
WDH-_3072-H_	30"D x 72"W x 29"H Desk with Box/File 19"H x 15"W x 18"D	\$1,314	\$1,380	\$1,402	168

use C, E, or F for work surface edge detail and -HL or HR for hanging pedestal on right or left

Desk with Panel Ends and Hanging File Pedestal

Box/File



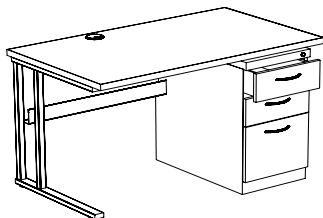
WCT2460P-HR

WDH-_2448P-H_	24"D x 48"W x 29"H Desk with Box/File 19"H x 15"W x 19"D	\$1,228	\$1,290	\$1,294	114
WDH-_2460P-H_	24"D x 60"W x 29"H Desk with Box/File 19"H x 15"W x 19"D	\$1,275	\$1,344	\$1,363	127
WDH-_2472P-H_	24"D x 72"W x 29"H Desk with Box/File 19"H x 15"W x 19"D	\$1,395	\$1,461	\$1,483	141
WDH-_3048P-H_	30"D x 48"W x 29"H Desk with Box/File 19"H x 15"W x 22"D	\$1,283	\$1,349	\$1,371	127
WDH-_3060P-H_	30"D x 60"W x 29"H Desk with Box/File 19"H x 15"W x 22"D	\$1,330	\$1,399	\$1,418	146
WDH-_3072P-H_	30"D x 72"W x 29"H Desk with Box/File 19"H x 15"W x 22"D	\$1,393	\$1,459	\$1,481	160

use C, E, or F for work surface edge detail and -HL or HR for hanging pedestal on right or left

Desk with Work Surface Supporting File Pedestal and (1) Steel Frame End

Box/File/File



WDS3060SBFF-R

WDS-_2448SBFF-_	24"D x 48"W x 29"H Box/Box/File 27-3/4"H x 15"W x 18"D	\$1,094	\$1,160	\$1,182	141
WDS-_2460SBFF-_	24"D x 60"W x 29"H Box/Box/File 27-3/4"H x 15"W x 18"D	\$1,141	\$1,207	\$1,229	150
WDS-_2472SBFF-_	24"D x 72"W x 29"H Box/Box/File 27-3/4"H x 15"W x 18"D	\$1,261	\$1,327	\$1,349	169
WDS-_3048SBFF-_	30"D x 48"W x 29"H Desk with Box/Box/File 27-3/4"H x 15"W x 22"D	\$1,151	\$1,217	\$1,239	155
WDS-_3060SBFF-_	30"D x 60"W x 29"H Desk with Box/Box/File 27-3/4"H x 15"W x 22"D	\$1,196	\$1,262	\$1,284	172
WDS-_3072SBFF-_	30"D x 72"W x 29"H Desk with Box/Box/File 27-3/4"H x 15"W x 22"D	\$1,259	\$1,325	\$1,347	188

use C, E, or F for work surface edge detail and -L or R for work surface supporting pedestal on right or left

Workspace Computer Tables

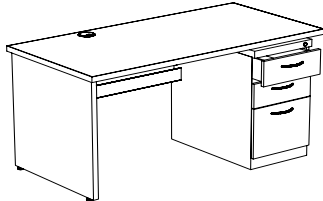
Required to order: • product number • edge finish/color • powder coat • laminate • options

Note: include layout with order

P/N	Description	List Prices*			Net Wgt.
		PVC	Wood		
		3mm	3mm	8mm	
edge code:		<u>C</u>	<u>E</u>	<u>F</u>	

Desk with Work Surface Supporting File Pedestal and (1) Panel End

Box/Box/File

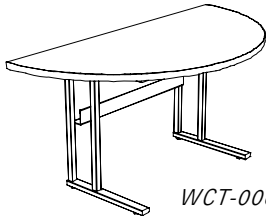


WDS3060PBFF-R

WDS-_2448PBFF-_	24"D x 48"W x 29"H Box/Box/File 27-3/4"H x 15"W x 22"D	\$1,133	\$1,199	\$1,221	133
WDS-_2460PBFF-_	24"D x 60"W x 29"H 27-3/4"H x 15"W x 22"D	\$1,181	\$1,247	\$1,269	142
WDS-_2472PBFF-_	24"D x 72"W x 29"H 27-3/4"H x 15"W x 22"D	\$1,301	\$1,367	\$1,389	161
WDS-_3048PBFF-_	30"D x 48"W x 29"H Desk with Box/Box/File 27-3/4"H x 15"W x 28"D	\$1,191	\$1,257	\$1,279	147
WDS-_3060PBFF-_	30"D x 60"W x 29"H Desk with Box/Box/File 27-3/4"H x 15"W x 28"D	\$1,236	\$1,302	\$1,324	164
WDS-_3072PBFF-_	30"D x 72"W x 29"H Desk with Box/Box/File 27-3/4"H x 15"W x 28"D	\$1,298	\$1,364	\$1,386	180

use C, E, or F for work surface edge detail and L or R for work surface supporting pedestal on right or left

Radius End Table



WCT-0060RE

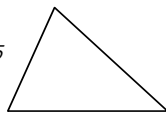
WCT-_0060RE	60" Diam., Steel Frame Ends	\$798	\$930	\$963	76
WCT-_0060RE-P	60" Diam., Wood Panel Ends	\$877	\$1,009	\$1,042	68

use C, E, or F for work surface edge detail

Components - Transitional Work Surfaces

45° Triangle

WCT-T3030-45

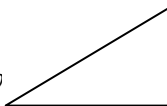


WCT-_T2424-45	24" L and 24"R 45 Degree Triangle	\$237	\$285	\$299	15
WCT-_T3030-45	30" L and 30"R 45 Degree Triangle	\$284	\$343	\$359	23
WCT-_T2430-45	24" L and 30"R 45 Degree Triangle	\$251	\$304	\$318	20
WCT-_T3024-45	30" L and 24"R 45 Degree Triangle	\$251	\$304	\$318	20

use C, E, or F for work surface edge detail

90° Triangle

WCT-T3030-90



WCT-_T2424-90	24" L and 24"R 90 Degree Triangle	\$280	\$338	\$355	19
WCT-_T3030-90	30" L and 30"R 90 Degree Triangle	\$337	\$407	\$426	29
WCT-_T2430-90	24" L and 30"R 90 Degree Triangle	\$297	\$361	\$378	25
WCT-_T3024-90	30" L and 24"R 90 Degree Triangle	\$297	\$361	\$378	25

use C, E, or F for work surface edge detail

Square/Rectangular

WCT-S2430



WCT-_S2424	24"W x 24"D Square	\$214	\$259	\$271	20
WCT-_S3030	30"W x 30"D Square	\$250	\$302	\$316	31
WCT-_R2430	24" x 30" Rectangle	\$250	\$302	\$316	25

use C, E, or F for work surface edge detail

Z (Dual Surface) and ZS (Single Surface) Tables

General Specifications

WORK SURFACES:

Z TABLE: Both work surfaces are 1¼" thick, three-ply 45# particleboard construction with .050" high-pressure laminate top surface and a .030" phenolic backer. 3" diameter covered wire management grommet(s) standard in the top work surface. Edges are 3mm PVC with a 1/8" radius top and bottom. See the "Materials Program" at the front of the catalog for laminate and edge selection details.

ZS TABLE: Single work surface is 1¼" thick, three-ply 45# particleboard construction with .050" high-pressure laminate top surface and a .030" phenolic backer. Edges are 3mm PVC with a 1/8" radius top and bottom. See the "Materials Program" at the front of the catalog for laminate and edge selection.

LEG FRAME ASSEMBLY: Steel end frames are weldments of 14 gauge steel tubing with 1" x 2" horizontal members and 1" x 1" uprights and lower work surface supports (omitted on ZS table frames). Bottom members have welded threaded inserts for leveling glides. Uprights are drilled and tapped to receive machine screws for attachment of the modesty/wire management panel. Black powder coat finish is standard other colors may be specified. See the "Materials Program" at the front of the catalog for powder coat colors details.

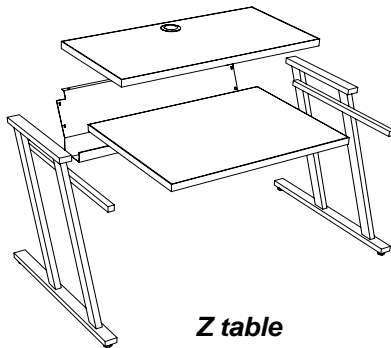
MODESTY/WIRE MANAGEMENT PANEL: Panel is constructed of 16 gauge steel and is attached to the underside of the work surface with #10 x 1" wood screws and is bolted to the "Leg Frame Assembly" uprights with #10-24 button head machine screws. The lower part of the panel is bent to form a wire management channel. Black powder coat finish is standard other colors may be specified. See the "Materials Program" at the front of the catalog for powder coat colors details. **FOR Z TABLES:** panel is attached to the underside of the *upper* work surface.

OPTIONS:

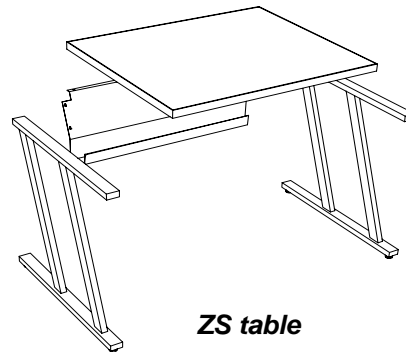
ELECTRICAL: A wide assortment of power and data cabling are available. Refer to the "Accessories Section" of this catalog.

CPU HOLDERS: Rigid wire cage design. Refer to the "Accessories Section" of this catalog.

GROMMETS: 3" diameter covered wire management grommets are available. Standard on Z tables. Refer to the "Accessories Section" of this catalog.



Z table



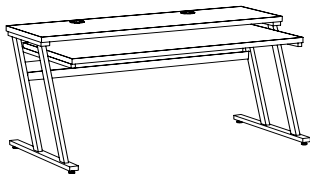
ZS table

Required to order: • product number • finish • laminate • options

Note: Include layout with order.

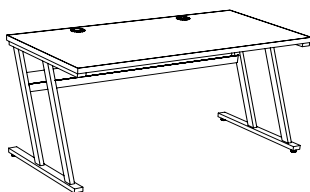
P/N	Description	List Prices	Net Wgt.
-----	-------------	-------------	----------

Z tables



		1-25	26+	51+	Wgt.
Z3036	24"D X 36"W x 29"H Z Table	\$710	\$649	\$622	92
Z3048	24"D X 48"W x 29"H Z Table	\$781	\$726	\$693	116
Z3060	24"D X 60"W x 29"H Z Table	\$862	\$803	\$781	143
Z3072	24"D X 72"W x 29"H Z Table	\$935	\$880	\$853	166

ZS tables



		1-25	26+	51+	Wgt.
ZS3036	24"D X 36"W x 29"H ZS Table	\$616	\$567	\$545	72
ZS3048	24"D X 48"W x 29"H ZS Table	\$671	\$622	\$589	88
ZS3060	24"D X 60"W x 29"H ZS Table	\$732	\$671	\$655	105
ZS3072	24"D X 72"W x 29"H ZS Table	\$787	\$732	\$715	121

Required to order: • product number • finish • laminate • options

Net

Note: Include layout with order.


P/N

Description

List Prices

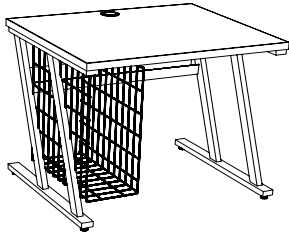
Wgt.

Z tables With CPU Holders

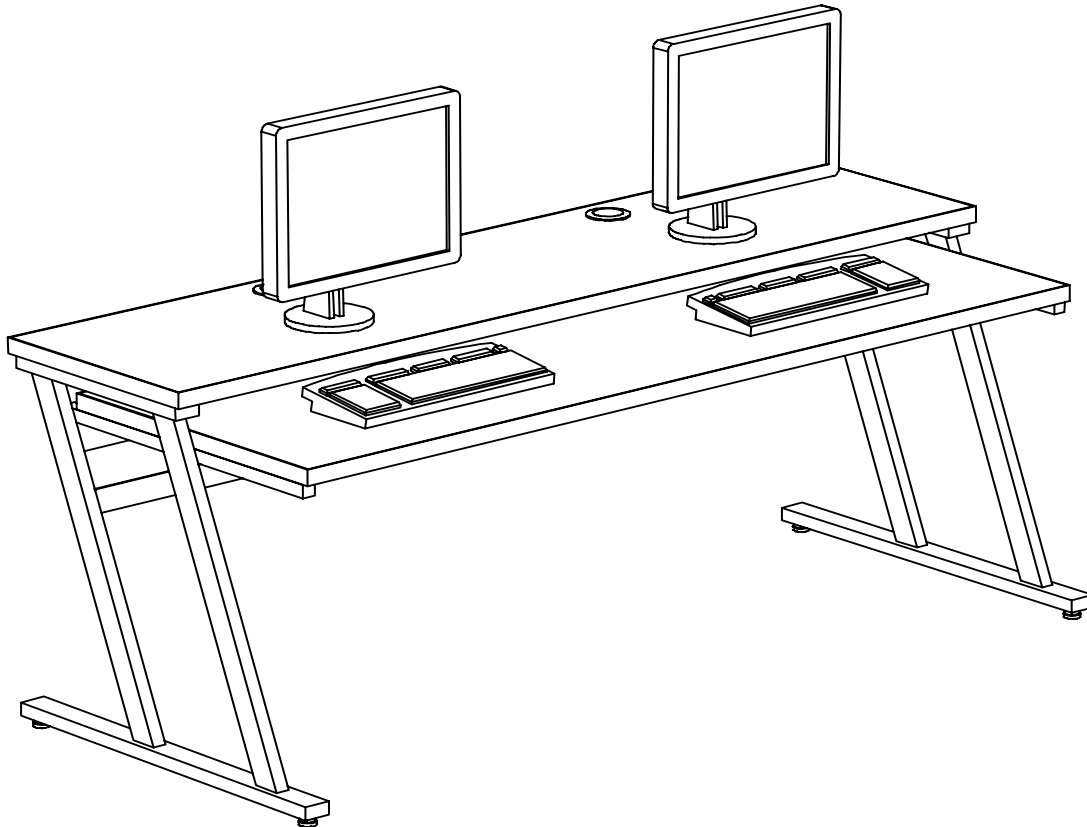


		1-25	26+	51+	Wgt.
Z3036-CPU	24"D X 36"W x 29"H Z Table with one CPU holder	\$777	\$715	\$688	102
Z3048-CPU	24"D X 48"W x 29"H Z Table with one CPU holder	\$853	\$787	\$762	126
Z3060-CPU	24"D X 60"W x 29"H Z Table with one CPU holder	\$932	\$871	\$849	163
Z3072-CPU2	24"D X 72"W x 29"H Z Table with two CPU holders	\$1,076	\$1,018	\$990	186

ZS tables with CPU Holders



		1-25	26+	51+	Wgt.
ZS3036-CPU	24"D X 36"W x 29"H ZS Table with one CPU holder	\$685	\$627	\$602	82
ZS3048-CPU	24"D X 48"W x 29"H ZS Table with one CPU holder	\$737	\$677	\$655	98
ZS3060-CPU	24"D X 60"W x 29"H ZS Table with one CPU holder	\$795	\$740	\$712	125
ZS3072-CPU2	24"D X 72"W x 29"H ZS Table with two CPU holders	\$917	\$860	\$834	141



Science Tables

General Specifications

WORK SURFACES:

STANDARD HPL LAMINATE: Tops are 1¼" thick, three-ply 45# particleboard construction with .050" high-pressure laminate top surface and a .030" phenolic backer. Edge is 3mm PVC with a 1/8" radius top and bottom. See the "Materials Program" at the front of the catalog for laminate and edge options.

CHEMSURF HPL LAMINATE: Same construction as standard HPL top with .050" Chemsurf chemical resistant HPL replacing standard HPL. Chemsurf is designed for use in laboratory casework and counters, hospital tabletops, photographic darkrooms, nurses' stations and physician examining rooms.

EPOXY RESIN TOPS: 1" thick solid epoxy resin. Corners and edges are chamfered and a drip groove is milled into the underside. Top is attached to the table frame with screws. Epoxy worksurfaces are black.

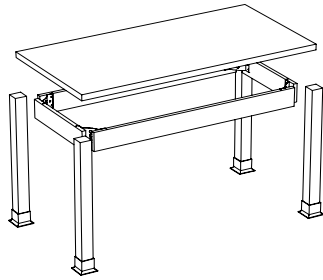
LEG AND FRAME ASSEMBLIES

WOOD LEG AND FRAMES: Frame is solid red oak. Aprons are ¾" x 4", pocketed on the inside face for attachment hardware. They are connected with a 14 gauge steel corner brace. Legs are 2-1/4" square with rounded edges. Two 5/16" – 18 bolts screw through each corner brace into threaded metal inserts in each leg to attach legs to apron frame. Standard table height is 29". Legs are provided with adjustable levelers.

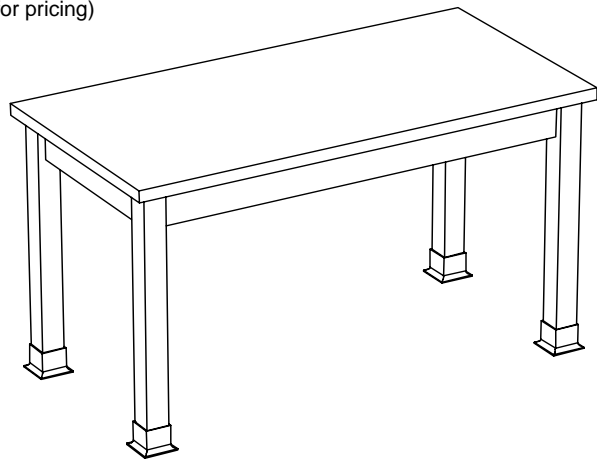
METAL LEG AND FRAMES: Frame is 1" x 2" x 14 gauge steel tubes welded together with a ¼" thick steel angled corner brackets to form the frame structure. Tabs are welded at intervals along the top inside edge and the frame is secured to the underside of the top through them. Legs are 1½" square x 14 gauge steel legs have a ¼" thick steel insert welded into the top inside corner of the leg that is tapped to accept the (2) ¼"-20 bolts that passes through each corner bracket to secure the legs. A threaded insert in the bottom of each leg accepts a leveling glide with a 5/16-18 stem.

OPTIONS:

- Black LDPE leg protectors (boots) for wood legs
- Book pockets for wood science table frames (call factory for pricing)



Wood Frame Science Table (shown with optional leg protectors)



Wood Frame Science Tables

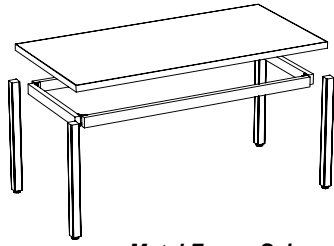
standard wood leg and frame finish is natural oak

Required to order: • product number • (PVC edge color) • (HPL choice) • options

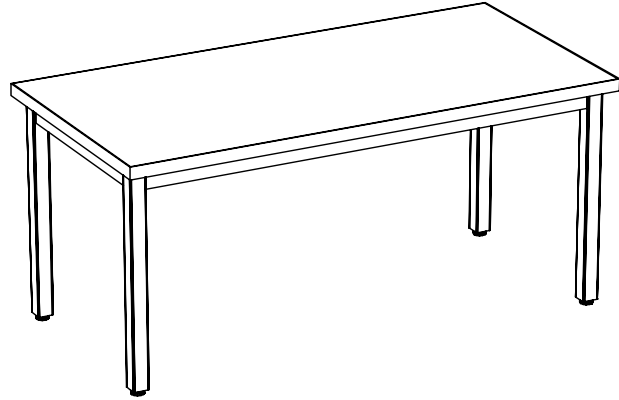
	Standard HPL Top			Chemgard HPL Top			Epoxy Resin Top		
	Part Number	List Price	Net Wgt	Part Number	List Price	Net Wgt	Part Number	List Price	Net Wgt
24" x 48" x 29"H	ST-2448-L	\$495	58	ST-2448-CL	\$528	58	ST-2448-E	\$792	106
24" x 54" x 29"H	ST-2454-L	\$520	62	ST-2454-CL	\$560	62	ST-2454-E	\$889	116
24" x 60" x 29"H	ST-2460-L	\$528	70	ST-2460-CL	\$570	70	ST-2460-E	\$926	130
24" x 72" x 29"H	ST-2472-L	\$567	97	ST-2472-CL	\$612	97	ST-2472-E	\$1,045	169
30" x 54" x 29"H	ST-3054-L	\$608	96	ST-3054-CL	\$546	96	ST-3054-E	\$1,098	164
30" x 60" x 29"H	ST-3060-L	\$662	96	ST-3060-CL	\$591	96	ST-3060-E	\$1,207	171
30" x 72" x 29"H	ST-3072-L	\$707	110	ST-3072-CL	\$635	110	ST-3072-E	\$1,360	200

Leg Protectors, Set of 4	LDPE	\$31	1
--------------------------	------	------	---

Science Tables



Metal Frame Science Table



Metal Frame Science Tables

Required to order: • product number • powder coat color • (PVC edge color) • (HPL choice) • options

	Standard HPLTop			Chemgard HPLTop			Epoxy Resin Top		
	Part Number	List Price	Net Wgt	Part Number	List Price	Net Wgt	Part Number	List Price	Net Wgt
24" x 48" x 29"H	SST-C2448	\$492	64	SST-2448-CL	\$525	64	SST-2448-E	\$789	112
24" x 54" x 29"H	SST-C2454	\$524	76	SST-2454-CL	\$565	76	SST-2454-E	\$894	130
24" x 60" x 29"H	SST-C2460	\$524	76	SST-2460-CL	\$566	76	SST-2460-E	\$921	130
24" x 72" x 29"H	SST-C2472	\$559	88	SST-2472-CL	\$604	88	SST-2472-E	\$1,038	160
30" x 54" x 29"H	SST-C3054	\$558	89	SST-3054-CL	\$542	89	SST-3054-E	\$939	157
30" x 60" x 29"H	SST-C3060	\$558	89	SST-3060-CL	\$574	89	SST-3060-E	\$1,020	164
30" x 72" x 29"H	SST-C3072	\$600	103	SST-3072-CL	\$581	103	SST-3072-E	\$1,118	193

mediate**technologies**®

a division of Silver Street Inc.

- Library Furniture
- Wood and Steel Shelving
- Chairs and Lounge Seating
- Custom Furniture and Circulation Desks

Libraries are our specialty

We can assist you with planning for shelving, computer furniture and anything in between - whether a complete project or just adding a few things.

www.ssimatechnologies.com

mediatechnologies®

a division of Silver Street Inc.

Phone: 231-861-2194 Fax: 231-861-6678

sales@ssimmediatechnologies.com